



NORTH TAHOE

NTCA

COMMUNITY ALLIANCE

BRAND
GUIDELINES

TABLE OF CONTENTS

SECTION 1 ► BRAND PLATFORM

Brand Evolution	4
Vision, Mission and Promise	5
Stewardship Principles	6
Brand Voice	7
Brand Values	8
Brand Pillars	9

SECTION 2 ► MESSAGING STRATEGY

Our Audiences	11
Internal Messaging Strategy	12
External Messaging Strategy	12

SECTION 3 ► BRAND ELEMENTS

Logos	14
Fluid Logos	20
Logo Usage	21
Logo Misuse	22
Color Palette	23
Typography	24
Graphic Elements	25
Photo and Video Styling	27
Usage Examples	28



SECTION 1

BRAND PLATFORM

OUR BRAND EVOLUTION

Driven by our dedication to the community and commitment to preserving the regional environment, we have entered the next chapter of our efforts – evolving the North Lake Tahoe Resort Association (NLTRA) brand to become the North Tahoe Community Alliance (NTCA).

As stewards of the region, we are positioned and focused on enriching our community and the lives of its residents, businesses and visitors.

These brand guidelines are the way we introduce our new brand to the world. We will utilize it to ensure consistency in messaging and visuals. Correct naming, acronym and logo usage is illustrated on the right. **Any use of NLTRA name, acronym and logo should be discontinued and replaced with the NTCA standards.**

Naming Evolution

North Lake Tahoe
Resort Association



North Tahoe
Community Alliance

Acronym Evolution

NLTRA



NTCA

Logo Evolution





OUR VISION

A distinctive destination with a thriving and sustainable economy that benefits residents, businesses and visitors.

BRAND MISSION

North Tahoe Community Alliance (NTCA) promotes and manages visitation and collaborates to achieve economic health, community vitality and environmental stewardship to benefit our residents, businesses and visitors.

THE PROMISE

Enrich the lives of residents, businesses and visitors by addressing key issues, delivering solutions, executing actionable plans and monitoring success.

STEWARDSHIP PRINCIPLES

As the NTCA plans for its future, it is aligned around these stewardship principles:



ELEVATE

the experience of Lake Tahoe for all



HONOR

the region's culture and history



ENSURE

that natural resources are cared for by visitors and residents



CREATE

opportunities that support a balance for business owners, workers and residents



ENGAGE

partners in collaborations toward common outcomes

BRAND VOICE

Our brand voice is how we communicate to our internal and external audiences. From the way we speak to how we craft copy, the following voice traits set the foundation of our brand messaging tone.

GENUINE

We're real. Always authentic to the region that shaped us.

COLLABORATIVE

Made stronger by the sum of our parts and guided by common goals.

SUPPORTIVE

We are stewards of the region and strive to make positive impacts.

OPTIMISTIC

Positive, hopeful and vibrant. We make the best of every opportunity.

APPROACHABLE

Our commonality is our love for the region. A bond we can all relate to.

INFORMATIVE

When expertise meets practical know-how, sharing information becomes more powerful.



BRAND VALUES

Our brand values define how we operate as an organization and guide us on the path to realize our vision. They also help shape the way brand communications are strategized and written.

PASSION

We are driven to produce outstanding results.

ADAPTABILITY

We are flexible and responsive to changing needs.

COMMITMENT

We are inspired by our love of North Tahoe.

COLLABORATION

We engage with partners and our community to achieve our goals.

COMMUNITY

Everything we do is for the place we call home and the people who live here.



BRAND PILLARS

Our brand values define how we operate as an organization and guide us on the path to realize our vision. They also help shape the way brand communications are strategized and written.

ECONOMIC HEALTH

We collaborate with local businesses and community stakeholders to positively impact the economic health of the region, focusing our efforts on fostering a continually thriving community.

COMMUNITY VITALITY

We center our efforts around the community and the preservation and enhancement of its culture. Being true to our home and its residents is paramount.

ENVIRONMENTAL STEWARDSHIP

We provide resources and tools to educate stakeholders on sustainable efforts, and help people collaborate to preserve our region for generations to come.



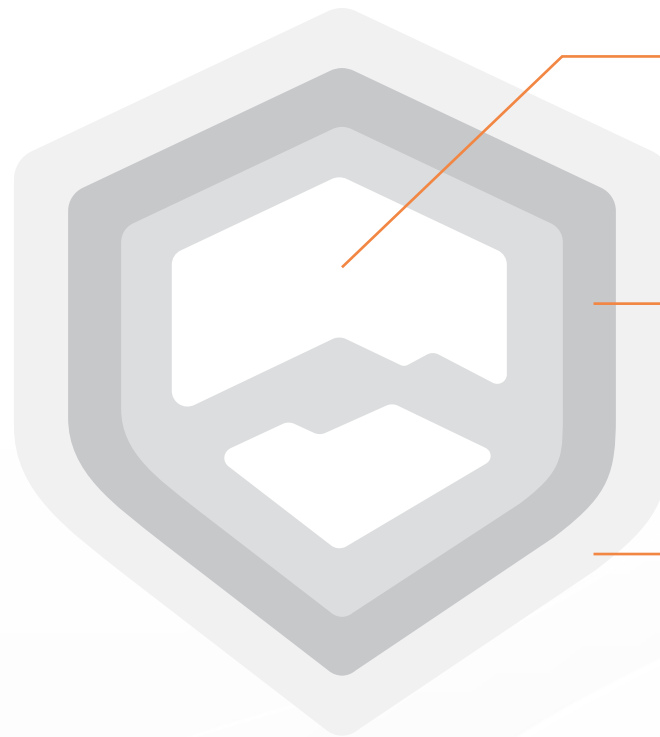


SECTION 2

MESSAGING STRATEGY

OUR AUDIENCES

We define our audiences with the three tiers illustrated to the right. Our primary audience is local to the North Tahoe region. This primary group is effected directly by our work and positive impacts. Secondly, media contacts share our efforts with regional, national and international audiences in order to amplify our brand message. Lastly, visitors while in market will also benefit from our efforts, interacting with the brand through numerous in-market touch points, such as our businesses, residents and partners.



- 1 PRIMARY**
- Businesses
 - Residents
 - Partners and Stakeholders

- 2 SECONDARY**
- Media/Journalists

- 3 BENEFACTOR**
- Visitors In-Market



INTERNAL COMMUNICATIONS

Staff and Board of Directors

At every touchpoint, we employ cohesive branded communication across the organization, among staff and our Board of Directors to reflect our vision, mission and promise.

EXTERNAL COMMUNICATIONS

Stakeholders, Partners and Media

Executing on our brand positioning, we engage with the community and partners to improve the quality of life for residents, businesses and visitors. Together, we ensure that natural resources are cared for while ensuring everyone's voice is heard.



SECTION 3


BRAND ELEMENTS

LOGO SYMBOLISM

Inspired by the picturesque landscapes of North Tahoe and the guiding principles of our brand pillars, our logo is designed with intent and purpose, representing what we stand for as an organization in a simple and iconic way.

CALIFORNIA

The CA in the logotype is colored differently to give the NTCA acronym dual meaning: Community Alliance and California. The A in also contains a mountainous ridgeline shape for added personality.



LANDSCAPE

The logo icon is an abstract landscape, utilizing negative space to create mountain ridgelines, while the positive space represents the sky, the mountains and the lake.

SHIELD

The overall shape of the logo icon was inspired by a shield to represent NTCA as the stewards, protectors and ambassadors of the community.

HEART

The bottom shape of the icon is an abstract heart, which symbolizes love for community and economic health.

COMPASS

The logo icon consists of two arrows. The largest points north to represent the North Tahoe region. Combined with the smaller arrow which points south, they represent how the NTCA is guiding the region into the future.

PRIMARY LOGO

The primary logo is the standard logo, and is to be used for all printed and digital collateral. Supplied logo files should be utilized for consistency and should not be manipulated in any way.



PRIMARY LOGO HORIZONTAL (FULL COLOR)

The horizontal primary logo is to be used for all printed and digital materials. **This is the preferred primary logo lockup and should be used at all times unless not possible within a given space.**



PRIMARY LOGO VERTICAL (FULL COLOR)

The vertical primary logo is to be utilized for all printed and digital materials where horizontal space is limited and the horizontal primary logo cannot be utilized.



PRIMARY LOGO VERTICAL (ONE COLOR)



PRIMARY LOGO HORIZONTAL (BLACK)

LOGO WITH FULL NAME

The logo with full name can be used when it appears by itself without any other branding, or when emphasis is needed on the name is needed.



FULL NAME HORIZONTAL (FULL COLOR)



FULL NAME
VERTICAL (FULL COLOR)



FULL NAME
VERTICAL (ONE COLOR)



FULL NAME
HORIZONTAL (BLACK)

LOGO WITH TAGLINE

The logo with tagline can be used when emphasis on brand initiatives, pillars and vision are needed.



TAGLINE HORIZONTAL (FULL COLOR)



TAGLINE
VERTICAL (FULL COLOR)



TAGLINE
VERTICAL (ONE COLOR)




TAGLINE
HORIZONTAL (BLACK)

LOGO ICON

The logo icon can be utilized as a stand alone art element. However, it should be used within layouts or applications that contain a NTCA logo lockup. The icon can also bleed or crop off of the edge of a design and can be used in one color as a solid fill or as an outlined shape. Never manipulate, rotate or flip the icon.

LOGO ICON (FULL COLOR)

The logo icon can be used for printed and digital materials as an art element to help graphically support a layout.



LOGO ICON (BLACK)



LOGO ICON (ONE COLOR)



LOGO ICON OUTLINED (ONE COLOR)

ONE COLOR LOGO

The one color logo is to be used only in situations where full color is not possible. The color of the logo should be selected from the brand color palette (as identified on page 23) and should contrast the background on which it sits for optimum readability. If the background conflicts with all colors, or color is not possible, a white or black one color logo may be used.



ONE COLOR BLACK



ONE COLOR WHITE

USAGE SAMPLES



FLUID LOGOS

The primary logo and logo icon can be treated as a fluid logo when applying to themed or seasonal communications. Fluid logos are built by cropping an image into top portion of the logo icon.

IMAGERY

Imagery should relate to the NTCA brand platform and the messaging within the piece the fluid logo is being used in. Images can emphasize natural landscapes, textures and human interaction – use of busy images where the subject is unclear or illegible in the space should be avoided.

LOGO ICON COLORIZATION

The bottom portion of the logo icon can also change color to match the imagery that is being utilized. Only colors from the brand color palette should be used for this. The color scheme should be monochromatic and utilize tints of the same color as illustrated to the right.

VIDEO AND MOTION GRAPHICS

Fluid logos can also be utilized in video and motion graphics. In these instances the logo icon can be utilized as a window to showcase and transition to video.



LOGO ICON (FLUID)



PRIMARY LOGO
HORIZONTAL (FLUID)



PRIMARY LOGO
VERTICAL (FLUID)

LOGO USAGE

To establish proper usage, the logo should never be scaled smaller than the sizes below and the following clear space must always be recognized.

LOGO CLEAR SPACE

Minimum clear space must be equal to the height of the logo icon, on all four sides of the logo. This amount of clear space should be maximized wherever possible. Utilize this spacing rule for all logo lockup types.



HORIZONTAL LOGO MINIMUM SIZE

The horizontal NTCA logo with full name and logo with tagline should not be scaled smaller than one and a half (1½) inches in width, as the words will become illegible. The horizontal primary logo can be scaled down to ¾ inch.



¾ Inch



1½ Inches



1½ Inches

VERTICAL LOGO MINIMUM SIZE

The vertical NTCA logo with full name and logo with tagline should not be scaled smaller than one (1) inch in width, as the words will become illegible. The vertical primary logo can be scaled down to ¾ inch.



¾ Inch



1 Inch



1 Inch

LOGO MISUSE

The logo's appearance must remain consistent in order to uphold the integrity of the NTCA brand. For this reason, the logo should never be modified in any manner that deviates from these guidelines. Use only supplied logos and do not manipulate them.



Do not scale or stretch the logo disproportionately.



Do not remove any part of the logo.



Do not add any effects to the logo including drop shadows, glows, embossing, etc.



Do not colorize the logo with gradients.



Do not colorize the logo with colors outside of the brand color palette.




For optimum legibility, do not place the logo on a busy photograph or pattern.

COLOR PALETTE

From the vibrant alpenglow sunsets to deep blue waters, the brand color palette is inspired by North Tahoe's iconic and breathtaking natural landscapes. Use of the color palette is essential for brand consistency. When creating for the brand, utilize the specific Pantone color or designated color build listed below. Do not add additional colors to the palette.

										
PANTONE 4147 CP	PANTONE 5265 CP	PANTONE 5275 CP	PANTONE 7717 CP	PANTONE 7712 CP	PANTONE 7466 CP	PANTONE COOL GRAY 2 CP	PANTONE COOL GRAY 8 CP	PANTONE COOL GRAY 11 CP	PANTONE 2431 CP	PANTONE 7577 CP
CMKY 95 • 90 • 0 • 70	CMKY 80 • 78 • 11 • 38	CMKY 67 • 63 • 15 • 21	CMKY 93 • 4 • 46 • 18	CMKY 99 • 2 • 21 • 17	CMKY 91 • 0 • 30 • 0	CMKY 14 • 10 • 8 • 0	CMKY 44 • 34 • 29 • 10	CMKY 63 • 52 • 44 • 33	CMKY 1 • 44 • 69 • 3	CMKY 0 • 57 • 81 • 1
RGB 47 • 44 • 74	RGB 77 • 68 • 103	RGB 100 • 90 • 123	RGB 0 • 140 • 128	RGB 0 • 135 • 157	RGB 0 • 167 • 172	RGB 208 • 209 • 201	RGB 136 • 138 • 139	RGB 86 • 95 • 95	RGB 221 • 152 • 93	RGB 224 • 123 • 68
HEX 2F2C4A	HEX 4D4467	HEX 645A7B	HEX 008C80	HEX 00879D	HEX 00A7AC	HEX D0D1C9	HEX 888A8B	HEX 565F5F	HEX DD985D	HEX E07B44

 = Primary Color Palette

BRAND TYPOGRAPHY

The following typefaces are inspired by the brand values and voice of NTCA. Solid, supportive and approachable, these typefaces portray the genuineness and clarity we speak with. Digital font substitutions should only be used in digital applications where brand fonts cannot be utilized. Web licenses for the brand fonts below can be purchased and utilized for website and landing pages.

DIGITAL FONT SUBSTITUTIONS

Utilize the digital font substitutions only for internal purposes, such as Word documents and PowerPoint presentations. These fonts should not be placed in consumer facing communications.

Helvetica Bold

System Font

Headline: Set in all caps

Body Copy Bold: Set in Sentence Case

Helvetica Regular

System Font

Subheadline: Set in all Caps

Body Copy: Set in Sentence Case

HEADLINES

GINERIN REGULAR

All caps • Set tracking to 25 • Fill with solid color

BODY COPY

Proxima Nova Regular

Sentence case • Set tracking to 0 • Fill with solid color

ACCENT / SUBHEADLINES

GINERIN REGULAR OUTLINED

All caps • Set tracking to 25 • No color fill • Add color stroke • Align stroke to the outside

Visually apply stroke weight as per the size of the text, without going below 0.5 point.

BODY COPY BOLD / SUBHEADLINES

Proxima Nova Bold

Sentence case • Set tracking to 0 • Fill with solid color

Utilize as a subheadline and/or bold body copy.

TYPE STYLING: Mix Ginerin Regular and Ginerin Regular Outlined to create stylized headline lockups. Examples can be found throughout the headlines of this document.

GRAPHIC ELEMENTS

Graphic elements are a vital tool within our brand identity. They can be used in tandem with brand logos, colors and fonts to create engaging visuals.




WAVE TEXTURE BLACK AND WHITE

The wave texture can be set as a background element in a design layout. The wave texture mimics the shading of the logo and is inspired by the crystal waters of Lake Tahoe. Adjust transparency as needed for legibility. This texture can be cropped or gradient faded to 0% opacity.




WAVE TEXTURE ONE COLOR

The wave texture can be placed on top of a color from the brand color palette and set to multiply. In some instances the wave texture will need to be doubled or darkened to achieve optimum visibility.



LOGO ICON PATTERN ONE COLOR, BLACK OR WHITE

The logo icon can be utilized to build patterns in design layouts. Colors from the brand palette can be used while color fills and color strokes can be mixed to create depth and visual interest. Once created, the pattern can be bled off of a layout and screened back for optimum legibility.



GRAPHIC ELEMENTS

CONTINUED

The logo icon and shapes contained within it can be cropped and bled off edges to create photographic elements. Similar to our fluid logo treatments, imagery can be placed within the logo icon.

Additionally, imagery can protrude from the bounds of the logo icon shape to create unique and engaging visual elements.



IMAGE CROP

The above example illustrates an image crop. The image is placed into the logo icon shape and cropped off of the side of the layout.

IMAGE PROTRUSION

The example above and the two below illustrate an image protrusion. An image is placed in the logo icon and the focal point of that image, people in this case, break the bounds of the logo icon. This treatment adds vibrancy and a dynamic visual interest to design layouts.



PHOTO AND VIDEO STYLING

Natural landscapes, bustling communities and stakeholder partnerships set the tone for photo and video styling. Styling should feel vibrant, candid and indicative of North Tahoe. When possible, utilize photos and video obtained in market to further drive authenticity of the brand.

SUBJECT MATTER

Be sure to utilize a mix of landscape and lifestyle imagery. Lifestyle imagery should focus on moments of collaboration and joy.

LOCATION

Use only images that represent the North Tahoe California territory and the towns within it. Do not use imagery from Nevada or South Lake Tahoe.

CLEAR SPACE

When capturing photos and video for NTCA, incorporate wide shots with clear space areas for type placement.



USAGE EXAMPLES

The examples to the right illustrate how all of the elements shown in the NTCA brand guidelines can work together to create design layouts and collateral.





NORTH TAHOE

NTCA

COMMUNITY ALLIANCE

100 NORTH LAKE BLVD ▶ TAHOE CITY, CA 96145 ▶ NORTHTAHOECOMMUNITYALLIANCE.COM