

January Standing Reports

Celebrate
Relax
Experience

it's human ature

Executive Summary

Data based on a sample of up to 11 properties in the North Lake Tahoe destination, representing up to 1408 Units (**DestiMetrics Census**) and 43.60% of 3229 total units in the North Lake Tahoe destination (**Destination Census**)

| Last Month Performance: Current YTD vs. Previous YTD | 2019/20 | 2018/19 | Year over Year % Variance |
|--|--------------------------|---------|---------------------------|
| North Lake Tahoe Occupancy for last month (Jan) changed by (-3.8%) | Occupancy (Jan) : 55.7% | 57.9% | -3.8% |
| North Lake Tahoe ADR for last month (Jan) changed by (6.5%) | ADR (Jan) : \$ 396 | \$ 372 | 6.5% |
| North Lake Tahoe RevPAR for last month (Jan) changed by (2.5%) | RevPAR (Jan) : \$ 221 | \$ 215 | 2.5% |
| Next Month Performance: Current YTD vs. Previous YTD | | | |
| North Lake Tahoe Occupancy for next month (Feb) changed by (-5.0%) | Occupancy (Feb) : 53.0% | 55.8% | -5.0% |
| North Lake Tahoe ADR for next month (Feb) changed by (11.5%) | ADR (Feb) : \$ 445 | \$ 399 | 11.5% |
| North Lake Tahoe RevPAR for next month (Feb) changed by (5.9%) | RevPAR (Feb) : \$ 236 | \$ 223 | 5.9% |
| Historical past 6 months Month Actual Performance: Current YTD vs. Previous YTD | | | |
| North Lake Tahoe Occupancy for the past 6 months changed by (-4.5%) | Occupancy 50.0% | 52.3% | -4.5% |
| North Lake Tahoe ADR for the past 6 months changed by (6.9%) | ADR \$ 373 | \$ 349 | 6.9% |
| North Lake Tahoe RevPAR for the past 6 months changed by (2.1%) | RevPAR \$ 187 | \$ 183 | 2.1% |
| Future 6 Month On The Books Performance: Current YTD vs. Previous YTD | | | |
| North Lake Tahoe Occupancy for the future 6 months changed by (8.3%) | Occupancy 26.6% | 24.6% | 8.3% |
| North Lake Tahoe ADR for the future 6 months changed by (7.2%) | ADR \$ 397 | \$ 370 | 7.2% |
| North Lake Tahoe RevPAR for the future 6 months changed by (16.0%) | RevPAR \$ 106 | \$ 91 | 16.0% |
| Incremental Pacing - % Variance in Rooms Booked last Calendar Month: Jan 31, 2020 vs. Previous Year | | | |
| Rooms Booked during last month (Jan,20) compared to Rooms Booked during the same period last year (Jan, 19) for all arrival dates has changed by (24.0%) | Booking Pace (Jan) 11.4% | 9.2% | 24.0% |

* Innitopia Census: Total number of rooms reported by participating Innitopia properties as available for short-term rental in the reporting month. This number can vary monthly as inventories and report participants change over time. ** Destination Census: The total number of rooms available for rental within the community as established by the and adjusted for properties that have opened / closed since that time. This number varies infrequently as new properties start, or existing properties cease operations.

DESCRIPTION: The Reservation Activity Outlook Report tracks occupancy, average daily rate (ADR), and revenue per available room (RevPAR); the key metrics most of interest to lodging properties. The report combines the data sets of participating properties into a destination wide view that features three data sets (providing that sufficient information is available): i) current YTD occupancy, ii) last YTD occupancy, iii) last season's ending occupancy. The Reservation Activity Outlook Report is generated on a monthly basis, usually for a 12 month subscription period, and is created from data provided by a group of properties participating in a cooperative manner, and representing a valid set of data as a result. Report results are provided only to those properties who participate by submitting their data. Additionally, participating properties can order (on an a-la-carte basis) an individual report which shows the reservation activity of their property, measured against an aggregated set of competitive properties that they choose from amongst Innitopia's other participants. As is the case in all Innitopia data, all information provided by individual properties is strictly confidential, except when aggregated with other data and indistinguishable as a result.

© 2020 Sterling Valley Systems, Inc. All rights reserved. No parts of this work may be reproduced in any form or by any means, graphic, electronic or mechanical, including photocopying, recording, taping or information storage and retrieval systems - without the written permission of the copyright holder. Products that are referred to in this document may be either trademarks and/or registered trademarks of the respective owners. The publisher and the author make no claim to these Trademarks. While every precaution has been taken in the preparation of this document, the publisher and the author assume no responsibility for errors or omissions, or for damages resulting from the use of information contained in this document or from the use of programs and source code that may accompany it. In no event shall the publisher and the author be liable for any loss of profit or any other commercial damage caused or alleged to have been caused directly or indirectly by this document.

Monthly Report January 2020

CONFERENCE REVENUE STATISTICS

North Shore Properties

Year to Date Bookings/Monthly Production Detail FY 19/20

Prepared By: Anna Atwood, Marketing Executive Assistant

| | <u>FY 19/20</u> | <u>FY 18/19</u> | <u>Variance</u> |
|---|-----------------|-----------------|-----------------|
| Total Revenue Booked as of 1/31/20: | \$3,419,824 | \$2,159,924 | 58% |
| Forecasted Commission for this Revenue: | \$41,249 | \$45,780 | -10% |
| Number of Room Nights: | 14,989 | 12114 | 24% |
| Number of Delegates: | 8009 | 14946 | -46% |
| Annual Revenue Goal: | \$2,500,000 | \$2,500,000 | 0% |

| <u>Monthly Detail/Activity</u> | <u>January-20</u> | <u>January-19</u> | |
|--|-------------------|-------------------|------|
| <u>Number of Groups Booked:</u> | 4 | 6 | |
| Revenue Booked: | \$103,336 | \$728,273 | -86% |
| Room Nights: | 418 | 2998 | -86% |
| Number of Delegates: | 298 | 3033 | -90% |
| | 1 Corp., 3 | 3 Corp., 3 | |
| Booked Group Types: | Assoc. | Assoc. | |
| Lost Business, # of Groups: | 29 | 0 | |

| <u>Arrived in the month</u> | <u>January 2020</u> | <u>January-19</u> | |
|-----------------------------|---------------------|-------------------|--|
| Number of Groups: | 4 | 1 | |
| Revenue Arrived: | \$330,384 | \$33,378 | |
| Room Nights: | 1522 | 78 | |
| Number of Delegates: | 578 | 60 | |
| | 2 Corp., 2 | | |
| Arrived Group Types: | Assoc. | 1 Corp. | |

| <u>Monthly Detail/Activity</u> | <u>December-19</u> | <u>December-18</u> | |
|--|--------------------|--------------------|------|
| <u>Number of Groups Booked:</u> | 4 | 7 | |
| Revenue Booked: | \$155,480 | \$357,079 | -56% |
| Room Nights: | 687 | 1994 | -66% |
| Number of Delegates: | 197 | 1145 | -83% |
| | 2 Corp., 1 | 5 Corp., 2 | |
| Booked Group Types: | Assoc., 1 Govt. | Assoc. | |
| Lost Business, # of Groups: | 22 | 9 | 144% |

| <u>Arrived in the month</u> | <u>December-19</u> | <u>December-18</u> | |
|-----------------------------|--------------------|--------------------|--|
| Number of Groups: | 2 | 0 | |
| Revenue Arrived: | \$55,138 | \$0 | |
| Room Nights: | 441 | 0 | |
| Number of Delegates: | 363 | 0 | |
| | 1 Corp., 1 | | |
| Arrived Group Types: | Assoc. | 0 | |

| <u>Monthly Detail/Activity</u> | <u>November-19</u> | <u>November-18</u> | |
|--------------------------------|--------------------|--------------------|--|
|--------------------------------|--------------------|--------------------|--|

| | | | |
|--|------------------------------|-----------|------|
| <u>Number of Groups Booked:</u> | 9 | 3 | |
| Revenue Booked: | \$587,681 | \$133,642 | 340% |
| Room Nights: | 2328 | 846 | 175% |
| Number of Delegates: | 1151 | 355 | 224% |
| | 3 Corp., 5 Assoc., 1 SMF, | | |
| Booked Group Types: | 1 TA | 3 Corp. | |
| Lost Business, # of Groups: | 40 | 9 | 344% |

| | | | |
|------------------------------------|---------------------------|---------------------------|------|
| <u>Arrived in the month</u> | <u>November-19</u> | <u>November-18</u> | |
| Number of Groups: | 2 | 2 | |
| Revenue Arrived: | \$77,310 | \$236,962 | -67% |
| Room Nights: | 488 | 1473 | -67% |
| Number of Delegates: | 380 | 470 | -19% |
| | | 1 Corp. 1 Assoc. | |
| Arrived Group Types: | 2 Corp. | Assoc. | |

Monthly Detail/Activity

| | | | |
|--|--------------------------|--------------------------|------|
| <u>Number of Groups Booked:</u> | <u>October-19</u> | <u>October-18</u> | |
| Revenue Booked: | \$580,148 | \$226,569 | 156% |
| Room Nights: | 1106 | 952 | 16% |
| Number of Delegates: | 3212 | 335 | 859% |
| | 3 Corp., 4 Assoc. | 1 Corp., 2 Assoc. | |
| Booked Group Types: | Assoc. | Assoc. | |
| Lost Business, # of Groups: | 48 | 21 | 129% |

| | | | |
|------------------------------------|--------------------------|-----------------------------|------|
| <u>Arrived in the month</u> | <u>October-19</u> | <u>October-18</u> | |
| Number of Groups: | 4 | 4 | |
| Revenue Arrived: | \$167,335 | \$183,995 | -9% |
| Room Nights: | 878 | 1071 | -18% |
| Number of Delegates: | 365 | 500 | -27% |
| | 3 Corp., 1 Assoc. | 2 Assoc., 1 SMF, 1 Corp. | |
| Arrived Group Types: | Assoc. | SMF, 1 Corp. | |

Monthly Detail/Activity

| | | | |
|--|----------------------------|----------------------------|------|
| <u>Number of Groups Booked:</u> | <u>September-19</u> | <u>September-18</u> | |
| Revenue Booked: | \$233,431 | \$124,184 | 88% |
| Room Nights: | 1190 | 586 | 103% |
| Number of Delegates: | 705 | 190 | 271% |
| Booked Group Types: | Profit | 1 Seminar | |
| Lost Business, # of Groups: | 6 | 21 | -71% |

| | | | |
|------------------------------------|-------------------------------|----------------------------|------|
| <u>Arrived in the month</u> | <u>September-19</u> | <u>September-18</u> | |
| Number of Groups: | 9 | 7 | |
| Revenue Arrived: | \$497,069 | \$221,430 | 124% |
| Room Nights: | 2358 | 1140 | 107% |
| Number of Delegates: | 763 | 506 | 51% |
| | 5 Corp., 3 Assoc., 1 Govt. | 4 Corp., 3 Assoc. | |
| Arrived Group Types: | Assoc., 1 Govt. | Assoc. | |

| | | |
|----------------------|-------------------------------|----------------------|
| Arrived Group Types: | 5 Corp., 3 Assoc., 1 Govt. | 4 Corp., 3 Assoc. |
|----------------------|-------------------------------|----------------------|

| | | | |
|---------------------------------|------------------|------------------|------|
| Monthly Detail/Activity | <u>August-19</u> | <u>August-18</u> | |
| <u>Number of Groups Booked:</u> | 5 | 4 | |
| Revenue Booked: | \$200,159 | \$248,395 | -19% |
| Projected Commission: | \$0 | \$66 | |
| Room Nights: | 987 | 1147 | -14% |
| Number of Delegates: | 433 | 307 | 41% |
| | 4 Corp., 1 | | |
| Booked Group Types: | Assoc. | 3 Corp., 1 SMF | |
| Lost Business, # of Groups: | 35 | 14 | 150% |

| | | | |
|-----------------------------|------------------|------------------|------|
| <u>Arrived in the month</u> | <u>August-19</u> | <u>August-18</u> | |
| Number of Groups: | 10 | 8 | |
| Revenue Arrived: | \$881,024 | \$154,661 | 470% |
| Projected Commission: | \$2,524 | \$66 | |
| Room Nights: | 3338 | 876 | 281% |
| Number of Delegates: | 3293 | 374 | 780% |
| | 9 Corp., 1 | 5 Corp., 1 | |
| Arrived Group Types: | Assoc. | Assoc., 2 SMF | |

| | | | |
|---------------------------------|----------------|----------------|------|
| Monthly Detail/Activity | <u>July-19</u> | <u>July-18</u> | |
| <u>Number of Groups Booked:</u> | 6 | 6 | |
| Revenue Booked: | \$138,643 | \$329,030 | -58% |
| Projected Commission: | \$2,580 | \$3,266 | |
| Room Nights: | 591 | 3405 | -83% |
| Number of Delegates: | 335 | 3850 | -91% |
| | 3 Corp, 2 SMF, | 5 Corp, 1 | |
| Booked Group Types: | 1 Govt. | Assoc. | |
| Lost Business, # of Groups: | 28 | 4 | 600% |

| | | | |
|-----------------------------|----------------|----------------|------|
| <u>Arrived in the month</u> | <u>July-19</u> | <u>July-18</u> | |
| Number of Groups: | 8 | 4 | |
| Revenue Arrived: | \$219,964 | \$141,134 | 56% |
| Projected Commission: | \$7,979 | \$0 | |
| Room Nights: | 837 | 714 | 17% |
| Number of Delegates: | 290 | 13670 | -98% |
| | 2 Corp, 2 | | |
| | Assoc, 2 SMF, | 2 SMF, 2 | |
| Arrived Group Types: | 2 Non-Profit | Assoc. | |

| | | |
|--------------|------------------------|--------------|
| | <u>Current Numbers</u> | <u>Goals</u> |
| For 2020/21: | \$1,356,131 | \$750,000 |
| For 2021/22: | \$543,222 | \$500,000 |

| | |
|---|------------|
| NUMBER OF LEADS Generated as of 1/31/20: | 197 |
| YTD 1/31/19: | 210 |
| YTD 1/31/18: | 186 |

Total Number of Leads Generated in Previous Years:

| | |
|------------|-----|
| 2018/2019 | 320 |
| 2017/2018 | 302 |
| 2016/2017 | 244 |
| 2015/2016 | 194 |
| 2014/2015 | 175 |
| 2013/2014 | 172 |
| 2012/2013: | 171 |
| 2011/2012: | 119 |
| 2010/2011: | 92 |
| 2009/2010: | 107 |
| 2008/2009: | 151 |
| 2007/2008: | 209 |
| 2006/2007: | 205 |

| Lodging Referrals - 10/1/19-10/31/19 | Total Lodging Listing Site | Unique Lodging Listing Site |
|---|-----------------------------------|------------------------------------|
| Hyatt Regency Lake Tahoe Resort Spa & Casino | 84 | 77 |
| Resort at Squaw Creek | 51 | 48 |
| Tahoe Luxury Properties | 49 | 47 |
| The Ritz-Carlton, Lake Tahoe | 48 | 43 |
| Hyatt High Sierra Lodge, A Hyatt Residence Club | 43 | 43 |
| The Village at Squaw Valley | 42 | 41 |
| Tahoe Truckee Factory Stores | 37 | 30 |
| Northstar California Resort | 34 | 31 |
| Tahoe Biltmore Lodge & Casino | 34 | 32 |
| Tahoe Vista Lodge and Cabins | 34 | 33 |
| Tahoe Signature Properties | 30 | 30 |
| Tahoe Donner Cross Country Ski Center | 29 | 28 |
| Cedar Crest Cottages | 27 | 26 |
| The Lodge at Sugar Bowl | 27 | 27 |
| Constellation Residences at Northstar | 26 | 23 |
| Tahoma Meadows Cottages | 25 | 25 |
| Castle Peak Vacation Rentals | 24 | 21 |
| Cedar Glen Lodge | 24 | 24 |
| Hostel Tahoe in Kings Beach | 24 | 14 |
| Tahoe Mountain Lodging | 24 | 24 |
| Cottage Inn at Lake Tahoe | 21 | 21 |
| Northstar Lodge by Welk Resorts | 21 | 21 |
| Donner Lake Village | 20 | 20 |
| Stay In Lake Tahoe | 20 | 19 |
| Cobblestone Center Shopping Mall | 19 | 19 |
| North Tahoe Rental Company | 19 | 17 |
| PlumpJack Squaw Valley Inn | 19 | 19 |
| Rustic Cottages | 19 | 18 |
| Sunnyside Restaurant & Lodge | 19 | 19 |
| Tahoe Moon Properties | 19 | 19 |
| Tahoe Vacation Rentals | 19 | 15 |
| Brockway Springs Resort | 18 | 17 |
| Hauserman Rental Group | 18 | 17 |
| Red Wolf Lakeside Lodge | 18 | 18 |
| Tamarack Lodge | 18 | 16 |
| Basecamp Hotel Tahoe City | 17 | 16 |
| Lake Tahoe Deluxe Vacation Rentals | 17 | 16 |
| Franciscan Lakeside Lodge | 16 | 15 |
| Incline Vacation Rentals | 16 | 16 |
| Squaw Valley Lodge | 16 | 15 |

| | | |
|---|----|----|
| Tahoe Getaways Vacation Rentals | 16 | 15 |
| Waters of Tahoe Properties | 16 | 16 |
| Meeks Bay Resort & Marina | 15 | 15 |
| Rockwood Lodge | 15 | 13 |
| West Shore Cafe & Inn | 15 | 13 |
| Mother Natures Inn | 14 | 14 |
| River Ranch Lodge and Restaurant | 14 | 14 |
| Tahoe Exclusive Vacation Rentals | 14 | 12 |
| Tahoe Mountain Properties | 14 | 13 |
| Mourelatos Lakeshore Resort | 13 | 13 |
| Olympic Village Inn | 13 | 13 |
| Granlibakken Tahoe | 12 | 12 |
| Lake Tahoe Accommodations | 12 | 8 |
| LakeFrontHouse.com | 12 | 11 |
| Red Wolf Lodge at Squaw Valley | 12 | 12 |
| Chinquapin / Packard Realty | 11 | 10 |
| Christy Lodge | 11 | 10 |
| Donner Summit Rentals | 11 | 10 |
| Parkside Inn at Incline | 11 | 11 |
| Sierra Vacations by Natural Retreats | 11 | 10 |
| Tahoe Marina Lodge | 11 | 11 |
| Tahoe Rental Company | 11 | 11 |
| Tahoe Woodside Vacation Rentals | 11 | 11 |
| The Border House at Crystal Bay Casino | 11 | 9 |
| Firelite Lodge | 10 | 10 |
| Stevenson's Holliday Inn | 10 | 10 |
| Tahoe Rentals by Wells and Bennett Realtors | 10 | 9 |
| Tahoe Sands Resort | 10 | 10 |
| West Lake Properties at Tahoe | 10 | 10 |
| Agate Bay Realty Vacation Rentals | 9 | 9 |
| Chalet de Huttlinger | 9 | 9 |
| Chaney House | 9 | 9 |
| First Accommodations, Inc. | 9 | 9 |
| Pullen Realty Group | 9 | 9 |
| Tahoe Time Vacation Rental | 9 | 9 |
| Ferrari's Crown Resort | 8 | 8 |
| Goldfish Properties | 8 | 8 |
| Tahoe Tavern Properties | 8 | 8 |
| Vacasa | 8 | 8 |
| Martis Valley Vacation Rentals | 7 | 7 |
| Sierra Mountain Properties | 7 | 7 |
| Tahoe Vistana Inn | 7 | 7 |
| Vacation Station, Inc. | 7 | 7 |

| | | |
|---|-------------|-------------|
| Americas Best Value Inn Tahoe City | 6 | 6 |
| Club Tahoe Resort | 6 | 6 |
| Sun Bear Realty & Vacation Rentals | 6 | 6 |
| Tahoe North Shore Lodge | 6 | 6 |
| Gar Woods Grill & Pier | 5 | 5 |
| Holiday House | 5 | 5 |
| SellMyTimeShareNow.com | 5 | 5 |
| Tahoe City Inn | 5 | 5 |
| VACAY North Tahoe | 5 | 5 |
| BEST. VACATION. EVER... InvitedHome.com | 4 | 4 |
| Martis Valley Associates Property Rentals | 4 | 4 |
| Tahoe Edgelake Beach Club | 4 | 4 |
| The Lodge at Obexers | 4 | 4 |
| Dockside 700 Bar & Grill | 3 | 3 |
| PepperTree Inn | 3 | 3 |
| Tahoe Real Estate Group | 3 | 3 |
| Vacation Tahoe by O'Neal Brokers | 3 | 3 |
| Tahoe Accommodations | 2 | 2 |
| Caliente! Lake Tahoe | 1 | 1 |
| Sandy's Pub at the Resort at Squaw Creek | 1 | 1 |
| | 1636 | 1551 |

| | Total Lodging Book Now | Unique Lodging Book Now |
|--|------------------------------|-------------------------------|
| Lodging Book Now Referrals - 10/1/19-10/31/19 | | |
| The Village at Squaw Valley | 57 | 45 |
| Constellation Residences at Northstar | 40 | 32 |
| Resort at Squaw Creek | 33 | 31 |
| Cedar Crest Cottages | 29 | 29 |
| Cedar Glen Lodge | 29 | 28 |
| The Ritz-Carlton, Lake Tahoe | 29 | 29 |
| Hyatt Regency Lake Tahoe Resort Spa & Casino | 28 | 28 |
| Cottage Inn at Lake Tahoe | 27 | 25 |
| Northstar California Resort | 27 | 27 |
| Northstar Lodge by Welk Resorts | 24 | 20 |
| Tahoma Meadows Cottages | 24 | 24 |
| Tahoe Mountain Lodging | 22 | 21 |
| PlumpJack Squaw Valley Inn | 21 | 21 |
| Tahoe Luxury Properties | 20 | 19 |
| Lake Tahoe Accommodations | 17 | 17 |
| Red Wolf Lakeside Lodge | 16 | 14 |
| The Lodge at Sugar Bowl | 16 | 14 |
| Hauserman Rental Group | 15 | 15 |
| Meeks Bay Resort & Marina | 15 | 14 |
| Tahoe Accommodations | 15 | 12 |
| Tahoe Exclusive Vacation Rentals | 14 | 14 |
| Tahoe Getaways Vacation Rentals | 14 | 14 |
| Sierra Vacations by Natural Retreats | 13 | 10 |
| Tahoe Biltmore Lodge & Casino | 13 | 13 |
| Tahoe Signature Properties | 13 | 13 |
| Basecamp Hotel Tahoe City | 12 | 12 |
| North Tahoe Rental Company | 12 | 8 |
| Squaw Valley Lodge | 12 | 11 |
| Tahoe Vistana Inn | 12 | 10 |
| First Accommodations, Inc. | 11 | 11 |
| Hyatt Regency Lake Tahoe Resort Spa &... | 11 | 11 |
| Tahoe Moon Properties | 11 | 11 |
| Incline Vacation Rentals | 10 | 9 |
| Red Wolf Lodge at Squaw Valley | 10 | 10 |
| Stay In Lake Tahoe | 10 | 10 |
| Tahoe Vacation Rentals | 10 | 10 |
| Tamarack Lodge | 10 | 8 |
| West Shore Cafe & Inn | 10 | 10 |
| Chaney House | 9 | 9 |

| | | |
|---|------------|------------|
| Granlibakken Tahoe | 9 | 7 |
| Mourelatos Lakeshore Resort | 9 | 9 |
| Tahoe Real Estate Group | 9 | 8 |
| Brockway Springs Resort | 8 | 8 |
| Chalet de Huttlinger | 8 | 8 |
| Olympic Village Inn | 8 | 8 |
| Sunnyside Restaurant & Lodge | 8 | 8 |
| Tahoe Rental Company | 8 | 8 |
| Waters of Tahoe Properties | 8 | 8 |
| Firelite Lodge | 7 | 7 |
| Goldfish Properties | 7 | 7 |
| SellMyTimeShareNow.com | 7 | 7 |
| Sun Bear Realty & Vacation Rentals | 7 | 7 |
| Tahoe Marina Lodge | 7 | 7 |
| Tahoe Sands Resort | 7 | 5 |
| Tahoe Woodside Vacation Rentals | 7 | 5 |
| Ferrari's Crown Resort | 6 | 5 |
| Parkside Inn at Incline | 6 | 6 |
| Vacation Station, Inc. | 6 | 6 |
| VACAY North Tahoe | 6 | 6 |
| West Lake Properties at Tahoe | 6 | 4 |
| Americas Best Value Inn Tahoe City | 5 | 4 |
| The Border House at Crystal Bay Casino | 5 | 5 |
| The Lodge at Obexers | 5 | 5 |
| Agate Bay Realty Vacation Rentals | 4 | 4 |
| Sierra Mountain Properties | 4 | 4 |
| Tahoe Rentals by Wells and Bennett Realtors | 4 | 4 |
| Vacation Tahoe by O'Neal Brokers | 4 | 4 |
| Gar Woods Grill & Pier | 3 | 3 |
| Holiday House | 3 | 3 |
| Tahoe City Inn | 3 | 3 |
| Tahoe Donner Cross Country Ski Center | 3 | 3 |
| PepperTree Inn | 2 | 2 |
| Tahoe Time Vacation Rental | 2 | 2 |
| Vacasa | 2 | 2 |
| | 924 | 861 |

Interoffice Memo

DATE: January 31, 2020
TO: Marily Mora, A.A.E., Dean Schultz, A.A.E., Executive Forum
FROM: Hasaan Azam, Manager of Air Service & Cargo Business Development
SUBJECT: February 2020 Flight Schedule

The February 2020 Flight Schedule at the Reno-Tahoe International Airport (RNO) provides 68 peak-day and less than daily non-stop departures to 18 destinations on nine commercial airlines.

In February 2020, RNO will offer a total of 1,825 scheduled departures, an increase of 7.4% when compared to the February 2019 schedule. Monthly scheduled seat capacity is up 12.5% at 219,988 departing seats for the same period.

Starting February 14, 2020, Delta Air Lines will upgrade the non-stop flights between RNO and Atlanta, from seasonal to a year-round service. Daily flights begin on June 4, 2020.

Starting May 13, 2020, Allegiant Air will increase non-stop flights between RNO and Las Vegas from once a day to twice a day.

On May 15, 2020, Frontier Airlines will resume non-stop flights between RNO and Denver (Monday, Wednesday, Friday, Sunday).

Starting May 21, 2020, Alaska Airlines will offer three of the four daily non-stop flights between RNO and Seattle on mainline aircraft (Boeing 737 and Airbus 320).

Due to Max 8 related schedule adjustments, Southwest Airlines will offer only 14 flights between RNO and Denver during February 2020.

Recent and Upcoming Schedule Changes

- ➔ Alaska Airlines
 - ➔ On January 7, 2020, Alaska Airlines suspended all flights between RNO and Boise.
 - ➔ On January 8, 2020, Alaska Airlines reduced the number of non-stop flights between RNO and San Jose from twice a day to once a day.
 - ➔ Alaska Airlines offers non-stop flights between RNO and Seattle four times a day. The airline will offer this service five times a day from January 7, 2020, until May 20, 2020.

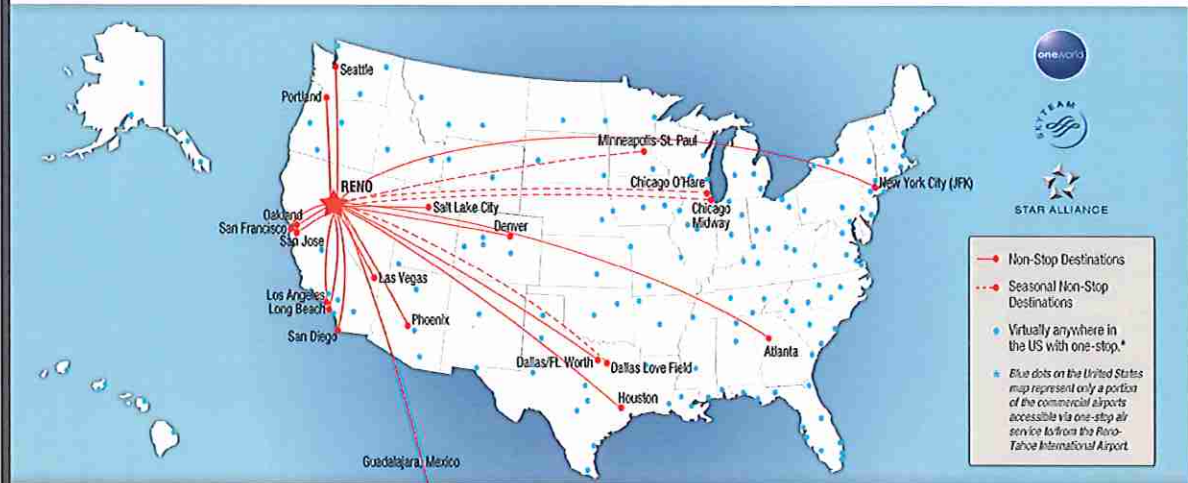
- ➔ American Airlines
 - ➔ On October 20, 2019, American Airlines temporarily suspended non-stop seasonal flights between RNO and Chicago O'Hare. This flight returns on May 7, 2020.

- ➔ Delta Air Lines
 - ➔ Delta Air Lines' non-stop flight between RNO and Atlanta will operate on the following schedule:
 - Four times a week from February 14, 2020, until April 29, 2020 (Monday, Wednesday, Friday, Saturday).
 - Five times a week from May 1, 2020, until June 1, 2020 (Monday, Thursday, Friday, Saturday, Sunday).
 - Daily starting June 4, 2020


- ➔ JetBlue Airways
 - ➔ JetBlue Airways' non-stop flights between RNO and New York City will operate on the following schedule:
 - Four times a week from January 9, 2020, until February 10, 2020 (Monday, Thursday, Friday, Sunday).
 - Five times a week from February 13, 2020, until April 26, 2020 (Monday, Thursday, Friday, Saturday, Sunday).
 - Three times a week from April 27, 2020, until June 4, 2020 (Tuesday, Thursday, Sunday)
 - Daily starting June 11, 2020.

- ➔ Southwest Airlines
 - ➔ Southwest Airlines' non-stop seasonal flight between RNO and Dallas Love Field was temporarily suspended on August 4, 2019. This flight will return as a Saturday/Sunday service on March 7, 2020.
 - ➔ Southwest Airlines' non-stop flights between RNO and Denver will operate on the following schedule:
 - Daily until February 9, 2020.
 - Once a day on Saturday and Sunday from February 15, 2020, until March 1, 2020.
 - Twice a day from March 7, 2020, until April 13, 2020, Monday through Saturday (once a day on Sunday).
 - Three times a day starting April 14, 2020, Monday through Friday (twice a day on weekends).
 - ➔ Southwest Airlines' non-stop flights between RNO and San Jose will operate on the following schedule:
 - Two to three flights a day from January 6, 2020, until February 7, 2020.
 - One to three flights a day starting February 8, 2020.
 - ➔ Southwest Airlines temporarily suspended non-stop seasonal flights between RNO and Chicago Midway on October 27, 2019. This flight is expected to return in June 2020.
- ➔ United Airlines
 - ➔ United Airlines will reduce the number of non-stop flights between RNO and Los Angeles from three times a day to twice a day from October 26, 2019, until February 12, 2020.
 - ➔ Starting May 8, 2020, United Airlines will increase non-stop flights between RNO and Denver from three flights a day to four flights a day.
- ➔ Volaris
 - ➔ Volaris offers non-stop flights between RNO and Guadalajara, Mexico, four days a week (Monday, Wednesday, Thursday and Friday).

Flights to/from Reno-Tahoe International Airport



Visit www.renoairport.com for an online searchable flight tool.

Follow us:   

| Airline Codes | |
|--------------------|--------------------------------------|
| AA | American Airlines |
| AS | Alaska Airlines |
| B6 | JetBlue Airways |
| CP | Compass Airlines |
| DL | Delta Air Lines |
| F9 | Frontier Airlines |
| G4 | Allegiant Air |
| MQ | American Eagle |
| OO | SkyWest Airlines |
| QX | Horizon Air |
| UA | United Airlines |
| WN | Southwest Airlines |
| YV | Mesa Airlines |
| Y4 | Volaris Airlines |
| | |
| Equipment Codes | |
| 319 | Airbus A319 |
| 320 | Airbus A320 |
| 733, 735, 738, 73G | Boeing 737 (all variants) |
| 757 | Boeing 757 |
| CRJ, CR7, CR9 | Canadair Regional Jet (all variants) |
| DH4 | DeHavilland Dash 8 Q400 |
| M80, M83 | McDonnell Douglas MD-80 |
| ERD, ERJ | Embraer Regional Jet |

| Airport Codes | |
|----------------|-----------------------|
| ATL | Atlanta, GA |
| BOI | Boise, ID |
| DEN | Denver, CO |
| DFW | Dallas/Ft. Worth, TX |
| DAL | Dallas Love Field, TX |
| GDL | Guadalajara, MX |
| IAH | Houston, TX |
| JFK | New York City, NY |
| LAS | Las Vegas, NV |
| LGB | Long Beach, CA |
| LAX | Los Angeles, CA |
| MDW | Chicago, IL (Midway) |
| MSP | Minneapolis, MN |
| OAK | Oakland, CA |
| ORD | Chicago, IL (O'Hare) |
| PDX | Portland, OR |
| PHX | Phoenix, AZ |
| SAN | San Diego, CA |
| SEA | Seattle, WA |
| SFO | San Francisco, CA |
| SLC | Salt Lake City, UT |
| SJC | San Jose, CA |
| | |
| Operating Days | |
| 1 | Monday |
| 2 | Tuesday |
| 3 | Wednesday |
| 4 | Thursday |
| 5 | Friday |
| 6 | Saturday |
| 7 | Sunday |

Peak Day Non-Stop Departures (including less than daily flights)

February 2020

| Airport | Code | Alaska | Allegiant | American | Delta | Frontier | JetBlue | Southwest | United | Volaris | Totals | Percent of Total | Total Seats |
|-----------------------|------|----------|-----------|-----------|----------|----------|----------|-----------|-----------|----------|-----------|------------------|--------------|
| Atlanta, GA | ATL | | | | 1 | | | | | | 1 | 1% | 199 |
| Denver, CO | DEN | | | | | 0 | | 1 | 3 | | 4 | 6% | 549 |
| Dallas/Ft. Worth, TX | DFW | | | 2 | | | | | | | 2 | 3% | 320 |
| Dallas Love Field, TX | DAL | | | | | | | 0 | | | 0 | 0% | 0 |
| Guadalajara, MX | GDL | | | | | | | | | 1 | 1 | 1% | 179 |
| Houston, TX | IAH | | | | | | | | 1 | | 1 | 1% | 76 |
| New York City, NY | JFK | | | | | | 1 | | | | 1 | 1% | 150 |
| Las Vegas, NV | LAS | | 1 | | | 1 | | 10 | | | 12 | 18% | 1,772 |
| Long Beach, CA | LGB | | | | | | 1 | | | | 1 | 1% | 162 |
| Los Angeles, CA | LAX | | | 5 | | | | 3 | 3 | | 11 | 16% | 948 |
| Chicago, IL (Midway) | MDW | | | | | | | 0 | | | 0 | 0% | 0 |
| Minneapolis, MN | MSP | | | | 0 | | | | | | 0 | 0% | 0 |
| Oakland, CA | OAK | | | | | | | 1 | | | 1 | 1% | 175 |
| Chicago, IL (O'Hare) | ORD | | | 0 | | | | | 1 | | 1 | 1% | 128 |
| Portland, OR | PDX | 3 | | | | | | | | | 3 | 4% | 228 |
| Phoenix, AZ | PHX | | | 5 | | | | 2 | | | 7 | 10% | 950 |
| San Diego, CA | SAN | | | | | | | 3 | | | 3 | 4% | 429 |
| Seattle, WA | SEA | 5 | | | | | | | | | 5 | 7% | 482 |
| San Francisco, CA | SFO | | | | | | | | 5 | | 5 | 7% | 376 |
| Salt Lake City, UT | SLC | | | | 5 | | | | | | 5 | 7% | 536 |
| San Jose, CA | SJC | 1 | | | | | | 3 | | | 4 | 6% | 569 |
| Total | | 9 | 1 | 12 | 6 | 1 | 2 | 23 | 13 | 1 | 68 | 100% | 8,228 |

For details, please refer to the "Recent and Upcoming Schedule Changes" section

Peak Day Non-Stop Departures (including less than daily flights)

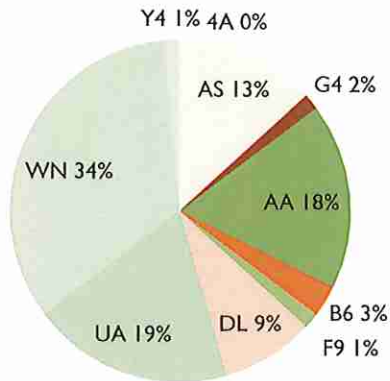
| Airline/Destination | Code | February 2020 | January 2020 | February 2019 | Change vs Prior Month | Change vs Prior Year | % Change vs Prior Month | % Change vs Prior Year | February 2020 | January 2020 | February 2019 | Change vs Prior Month | Change vs Prior Year | % Change vs Prior Month | % Change vs Prior Year |
|--------------------------------|------|---------------|--------------|---------------|-----------------------|----------------------|-------------------------|------------------------|---------------|--------------|---------------|-----------------------|----------------------|-------------------------|------------------------|
| Seats | | | | | | | | | | | | | | | |
| Alaska - (AS) | | 9 | 10 | 10 | -1 | -1 | -10.0% | -10.0% | 786 | 862 | 760 | -76 | 26 | -8.8% | 3.4% |
| Boise, ID | BOI | 0 | 1 | 1 | -1 | -1 | -100.0% | -100.0% | 0 | 76 | 76 | -76 | -76 | -100.0% | -100.0% |
| Portland, OR | PDX | 3 | 3 | 3 | 0 | 0 | 0.0% | 0.0% | 228 | 228 | 228 | 0 | 0 | 0.0% | 0.0% |
| Seattle, WA | SEA | 5 | 5 | 4 | 0 | 1 | 0.0% | 25.0% | 482 | 482 | 304 | 0 | 178 | 0.0% | 58.6% |
| San Jose, CA | SJC | 1 | 1 | 2 | 0 | -1 | 0.0% | -50.0% | 76 | 76 | 152 | 0 | -76 | 0.0% | -50.0% |
| Allegiant - (G4) | | 1 | 1 | 1 | 0 | 0 | 0.0% | 0.0% | 156 | 156 | 156 | 0 | 0 | 0.0% | 0.0% |
| Las Vegas, NV | LAS | 1 | 1 | 1 | 0 | 0 | 0.0% | 0.0% | 156 | 156 | 156 | 0 | 0 | 0.0% | 0.0% |
| American Airlines (AA) | | 12 | 12 | 11 | 0 | 0 | 0.0% | 9.1% | 1,353 | 1,374 | 1,146 | -21 | 207 | -1.5% | 18.1% |
| Dallas/Ft. Worth, TX | DFW | 2 | 2 | 2 | 0 | 0 | 0.0% | 0.0% | 320 | 320 | 320 | 0 | 0 | 0.0% | 0.0% |
| Los Angeles, CA | LAX | 5 | 5 | 5 | 0 | 0 | 0.0% | 0.0% | 369 | 380 | 374 | -11 | -5 | -2.9% | -1.3% |
| Chicago, IL (O'Hare) | ORD | 0 | 0 | 0 | 0 | 0 | - | - | 0 | 0 | 0 | 0 | 0 | - | - |
| Phoenix | PHX | 5 | 5 | 4 | 0 | 1 | 0.0% | 25.0% | 664 | 674 | 452 | -10 | 212 | -1.5% | 46.9% |
| Delta Airlines (DL) | | 6 | 7 | 6 | -1 | 0 | -14.3% | 0.0% | 735 | 867 | 726 | -132 | 9 | -15.2% | 1.2% |
| Atlanta, GA | ATL | 1 | 1 | 1 | 0 | 0 | 0.0% | 0.0% | 199 | 199 | 199 | 0 | 0 | 0.0% | 0.0% |
| Salt Lake City, UT | SLC | 5 | 5 | 5 | 0 | 0 | 0.0% | 0.0% | 536 | 536 | 527 | 0 | 9 | 0.0% | 1.7% |
| Minneapolis, MN | MSP | 0 | 1 | 0 | -1 | 0 | -100.0% | - | 0 | 132 | 0 | -132 | 0 | -100.0% | - |
| Frontier Airlines (F9) | | 1 | 1 | 1 | 0 | 0 | 0.0% | 0.0% | 186 | 180 | 180 | 6 | 6 | 3.3% | 3.3% |
| Austin, TX | AUS | 0 | 0 | 0 | 0 | 0 | - | - | 0 | 0 | 0 | 0 | 0 | - | - |
| Denver, CO | DEN | 0 | 0 | 0 | 0 | 0 | - | - | 0 | 0 | 0 | 0 | 0 | - | - |
| Las Vegas, NV | LAS | 1 | 1 | 1 | 0 | 0 | 0.0% | 0.0% | 186 | 180 | 180 | 6 | 6 | 3.3% | 3.3% |
| JetBlue Airways (B6) | | 2 | 2 | 2 | 0 | 0 | 0.0% | 0.0% | 312 | 300 | 300 | 12 | 12 | 4.0% | 4.0% |
| Long Beach, CA | LGB | 1 | 1 | 1 | 0 | 0 | 0.0% | 0.0% | 162 | 150 | 150 | 12 | 12 | 8.0% | 8.0% |
| New York City, NY | JFK | 1 | 1 | 1 | 0 | 0 | 0.0% | 0.0% | 150 | 150 | 150 | 0 | 0 | 0.0% | 0.0% |
| Southwest Airlines (WN) | | 23 | 22 | 23 | 1 | 0 | 4.5% | 0.0% | 3,385 | 3,306 | 3,449 | 79 | -64 | 2.4% | -1.9% |
| Dallas Love Field, TX | DAL | 0 | 0 | 1 | 0 | -1 | - | -100.0% | 0 | 0 | 143 | 0 | -143 | - | -100.0% |
| Denver, CO | DEN | 1 | 1 | 1 | 0 | 0 | 0.0% | 0.0% | 143 | 143 | 143 | 0 | 0 | 0.0% | 0.0% |
| Las Vegas, NV | LAS | 10 | 10 | 9 | 0 | 1 | 0.0% | 11.1% | 1,430 | 1,462 | 1,351 | -32 | 79 | -2.2% | 5.8% |
| Los Angeles, CA | LAX | 3 | 3 | 3 | 0 | 0 | 0.0% | 0.0% | 429 | 429 | 429 | 0 | 0 | 0.0% | 0.0% |
| Chicago, IL (Midway) | MDW | 0 | 0 | 0 | 0 | 0 | - | - | 0 | 0 | 0 | 0 | 0 | - | - |
| Oakland, CA | OAK | 1 | 1 | 2 | 0 | -1 | 0.0% | -50.0% | 175 | 175 | 286 | 0 | -111 | 0.0% | -38.8% |
| Phoenix, AZ | PHX | 2 | 2 | 2 | 0 | 0 | 0.0% | 0.0% | 286 | 318 | 286 | -32 | 0 | -10.1% | 0.0% |
| San Diego, CA | SAN | 3 | 3 | 3 | 0 | 0 | 0.0% | 0.0% | 429 | 429 | 493 | 0 | -64 | 0.0% | -13.0% |
| San Jose, CA | SJC | 3 | 2 | 2 | 1 | 1 | 50.0% | 50.0% | 493 | 350 | 318 | 143 | 175 | 40.9% | 55.0% |
| United Airlines (UA) | | 13 | 12 | 13 | 1 | 0 | 8.3% | 0.0% | 1,136 | 1,214 | 1,078 | -78 | 58 | -6.4% | 5.4% |
| Denver, CO | DEN | 3 | 3 | 3 | 0 | 0 | 0.0% | 0.0% | 406 | 482 | 370 | -76 | 36 | -15.8% | 9.7% |
| Houston, TX | IAH | 1 | 1 | 1 | 0 | 0 | 0.0% | 0.0% | 76 | 76 | 76 | 0 | 0 | 0.0% | 0.0% |
| Los Angeles, CA | LAX | 3 | 2 | 3 | 1 | 0 | 50.0% | 0.0% | 150 | 100 | 202 | 50 | -52 | 50.0% | -25.7% |
| Chicago, IL (O'Hare) | ORD | 1 | 1 | 1 | 0 | 0 | 0.0% | 0.0% | 128 | 128 | 76 | 0 | 52 | 0.0% | 68.4% |
| San Francisco, CA | SFO | 5 | 5 | 5 | 0 | 0 | 0.0% | 0.0% | 376 | 428 | 354 | -52 | 22 | -12.1% | 6.2% |
| Volaris Airlines (Y4) | | 1 | 1 | 1 | 0 | 0 | 0.0% | 0.0% | 179 | 179 | 179 | 0 | 0 | 0.0% | 0.0% |
| Guadalajara, MX | GDL | 1 | 1 | 1 | 0 | 0 | 0.0% | 0.0% | 179 | 179 | 179 | 0 | 0 | 0.0% | 0.0% |
| AIRPORT TOTALS | | 68 | 68 | 68 | 0 | 0 | 0.0% | 0.0% | 8,228 | 8,438 | 7,974 | -210 | 254 | -2.5% | 3.2% |

Peak Day Non-Stop Departures (including less than daily flights)

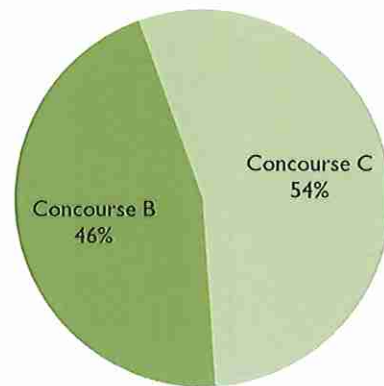
| Airline/Destination | Code | February 2020 | January 2020 | February 2019 | Change vs Prior Month | Change vs Prior Year | % Change vs Prior Month | % Change vs Prior Year | February 2020 | January 2020 | February 2019 | Change vs Prior Month | Change vs Prior Year | % Change vs Prior Month | % Change vs Prior Year | | |
|-----------------------------------|------|----------------|--------------|---------------|-----------------------|----------------------|-------------------------|------------------------|---------------|--------------|---------------|-----------------------|----------------------|-------------------------|------------------------|--|--|
| AIRLINES TOTALS | | Flights | | | | | | | | Seats | | | | | | | |
| Alaska Airlines | AS | 9 | 10 | 10 | -1 | -1 | -10.0% | -10.0% | 786 | 862 | 760 | -76 | 26 | -8.8% | 3.4% | | |
| Allegiant Air | G4 | 1 | 1 | 1 | 0 | 0 | 0.0% | 0.0% | 156 | 156 | 156 | 0 | 0 | 0.0% | 0.0% | | |
| American Airlines | AA | 12 | 12 | 11 | 0 | 1 | 0.0% | 9.1% | 1,353 | 1,374 | 1,146 | -21 | 207 | -1.5% | 18.1% | | |
| Delta Air Lines | DL | 6 | 7 | 6 | -1 | 0 | -14.3% | 0.0% | 735 | 867 | 726 | -132 | 9 | -15.2% | 1.2% | | |
| Frontier Airlines | F9 | 1 | 1 | 1 | 0 | 0 | 0.0% | 0.0% | 186 | 180 | 180 | 6 | 6 | 3.3% | 3.3% | | |
| JetBlue Airways | B6 | 2 | 2 | 2 | 0 | 0 | 0.0% | 0.0% | 312 | 300 | 300 | 12 | 12 | 4.0% | 4.0% | | |
| Southwest Airlines | WN | 23 | 22 | 23 | 1 | 0 | 4.5% | 0.0% | 3,385 | 3,306 | 3,449 | 79 | -64 | 2.4% | -1.9% | | |
| United Airlines | UA | 13 | 12 | 13 | 1 | 0 | 8.3% | 0.0% | 1,136 | 1,214 | 1,078 | -78 | 58 | -6.4% | 5.4% | | |
| Volaris Airlines | Y4 | 1 | 1 | 1 | 0 | 0 | 0.0% | 0.0% | 179 | 179 | 179 | 0 | 0 | 0.0% | 0.0% | | |
| Grand Total - All Airlines | | 68 | 68 | 68 | 0 | 0 | 0.0% | 0.0% | 8,228 | 8,438 | 7,974 | -210 | 254 | -2.5% | 3.2% | | |
| TOTALS BY CITY | | Flights | | | | | | | | Seats | | | | | | | |
| Austin, TX | AUS | 0 | 0 | 0 | 0 | 0 | - | - | 0 | 0 | 0 | 0 | 0 | - | - | | |
| Atlanta, GA | ATL | 1 | 1 | 1 | 0 | 0 | 0.0% | 0.0% | 199 | 199 | 199 | 0 | 0 | 0.0% | 0.0% | | |
| Boise, ID | BOI | 0 | 1 | 1 | -1 | -1 | -100.0% | -100.0% | 0 | 76 | 76 | -76 | -76 | -100.0% | -100.0% | | |
| Denver, CO | DEN | 4 | 4 | 4 | 0 | 0 | 0.0% | 0.0% | 549 | 625 | 513 | -76 | 36 | -12.2% | 7.0% | | |
| Dallas/Ft. Worth, TX | DFW | 2 | 2 | 2 | 0 | 0 | 0.0% | 0.0% | 320 | 320 | 320 | 0 | 0 | 0.0% | 0.0% | | |
| Dallas Love Field | DAL | 0 | 0 | 1 | 0 | -1 | - | -100.0% | 0 | 0 | 143 | 0 | -143 | - | -100.0% | | |
| Guadalajara, MX | GDL | 1 | 1 | 1 | 0 | 0 | 0.0% | 0.0% | 179 | 179 | 179 | 0 | 0 | 0.0% | 0.0% | | |
| Houston, TX | IAH | 1 | 1 | 1 | 0 | 0 | 0.0% | 0.0% | 76 | 76 | 76 | 0 | 0 | 0.0% | 0.0% | | |
| Las Vegas, NV | LAS | 12 | 12 | 11 | 0 | 1 | 0.0% | 9.1% | 1,772 | 1,798 | 1,687 | -26 | 85 | -1.4% | 5.0% | | |
| Long Beach, CA | LGB | 1 | 1 | 1 | 0 | 0 | 0.0% | 0.0% | 162 | 150 | 150 | 12 | 12 | 8.0% | 8.0% | | |
| Los Angeles, CA | LAX | 11 | 10 | 11 | 1 | 0 | 10.0% | 0.0% | 948 | 909 | 1,005 | 39 | -57 | 4.3% | -5.7% | | |
| Chicago, IL (Midway) | MDW | 0 | 0 | 0 | 0 | 0 | - | - | 0 | 0 | 0 | 0 | 0 | - | - | | |
| Oakland, CA | OAK | 1 | 1 | 2 | 0 | -1 | 0.0% | -50.0% | 175 | 175 | 286 | 0 | -111 | 0.0% | -38.8% | | |
| Chicago, IL (O'Hare) | ORD | 1 | 1 | 1 | 0 | 0 | 0.0% | 0.0% | 128 | 128 | 76 | 0 | 52 | 0.0% | 68.4% | | |
| Minneapolis, MN | MSP | 0 | 1 | 0 | -1 | 0 | -100.0% | - | 0 | 132 | 0 | -132 | 0 | -100.0% | - | | |
| New York City | JFK | 1 | 1 | 1 | 0 | 0 | 0.0% | 0.0% | 150 | 150 | 150 | 0 | 0 | 0.0% | 0.0% | | |
| Portland, OR | PDX | 3 | 3 | 3 | 0 | 0 | 0.0% | 0.0% | 228 | 228 | 228 | 0 | 0 | 0.0% | 0.0% | | |
| Phoenix, AZ | PHX | 7 | 7 | 6 | 0 | 1 | 0.0% | 16.7% | 950 | 992 | 738 | -42 | 212 | -4.2% | 28.7% | | |
| San Diego, CA | SAN | 3 | 3 | 3 | 0 | 0 | 0.0% | 0.0% | 429 | 429 | 493 | 0 | -64 | 0.0% | -13.0% | | |
| Seattle, WA | SEA | 5 | 5 | 4 | 0 | 1 | 0.0% | 25.0% | 482 | 482 | 304 | 0 | 178 | 0.0% | 58.6% | | |
| San Francisco, CA | SFO | 5 | 5 | 5 | 0 | 0 | 0.0% | 0.0% | 376 | 428 | 354 | -52 | 22 | -12.1% | 6.2% | | |
| Salt Lake City, UT | SLC | 5 | 5 | 5 | 0 | 0 | 0.0% | 0.0% | 536 | 536 | 527 | 0 | 9 | 0.0% | 1.7% | | |
| San Jose, CA | SJC | 4 | 3 | 4 | 1 | 0 | 33.3% | 0.0% | 569 | 426 | 470 | 143 | 99 | 33.6% | 21.1% | | |
| Grand Total - All Cities | | 68 | 68 | 68 | 0 | 0 | 0.0% | 0.0% | 8,228 | 8,438 | 7,974 | -210 | 254 | -2.5% | 3.2% | | |

| Peak Day Non-Stop Departures (including less than daily flights) by Concourse | | | | | | | | |
|---|------|---------------|---------------|---------------|--------------|---------------|---------------|--|
| February 2020 | | | | | | | | |
| Airline | Code | Daily Flights | Concourse | Airport | Daily Seats | Concourse | Airport | |
| CA Pacific | 4A | 0 | 0.0% | 0.0% | 0 | 0.0% | 0.0% | |
| Delta | DL | 6 | 19.4% | 8.8% | 735 | 16.6% | 8.9% | |
| JetBlue | B6 | 2 | 6.5% | 2.9% | 312 | 7.0% | 3.8% | |
| Southwest | WN | 23 | 74.2% | 33.8% | 3,385 | 76.4% | 41.1% | |
| B-Concourse | | 31 | 100.0% | 45.6% | 4,432 | 100.0% | 53.9% | |
| Alaska | AS | 9 | 24.3% | 13.2% | 786 | 20.7% | 9.6% | |
| Allegiant | G4 | 1 | 2.7% | 1.5% | 156 | 4.1% | 1.9% | |
| American | AA | 12 | 32.4% | 17.6% | 1,353 | 35.6% | 16.4% | |
| Frontier | F9 | 1 | 2.7% | 1.5% | 186 | 4.9% | 2.3% | |
| United | UA | 13 | 35.1% | 19.1% | 1,136 | 29.9% | 13.8% | |
| Volaris | Y4 | 1 | 2.7% | 1.5% | 179 | 4.7% | 2.2% | |
| C-Concourse | | 37 | 100.0% | 54.4% | 3,796 | 100.0% | 46.1% | |
| Grand Total | | 68 | | 100.0% | 8,228 | | 100.0% | |

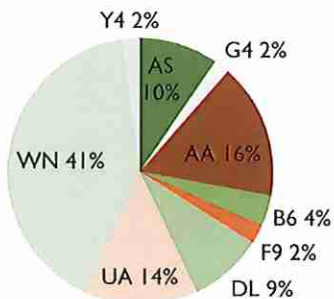
Percent of Scheduled Flights by Airlines



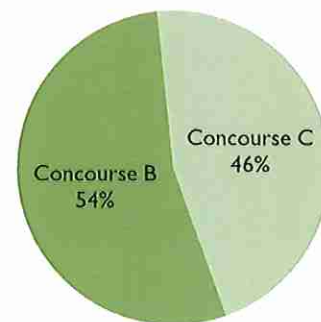
Percent of Scheduled Flights by Concourse



Percent of Scheduled Seats by Airline



Percent of Scheduled Seats by Concourse



Non-Stop Departures

February 2020

| Marketing Airline | Operating Airline | Origin | Destination | Flight | Aircraft | Seats | Departure Time | Arrival Time | Days of Operation |
|-------------------|-------------------|--------|-------------|--------|----------|-------|----------------|--------------|-------------------|
| AA | AA | RNO | DFW | 2895 | 738 | 160 | 0059 | 0618 | 1....6. |
| WN | WN | RNO | LAX | 1270 | 73W | 143 | 0535 | 0715 | 12345.. |
| WN | WN | RNO | DEN | 3496 | 73W | 143 | 0555 | 0905 |6. |
| AA | AA | RNO | PHX | 868 | 738 | 160 | 0600 | 0853 | 1234567 |
| DL | DL | RNO | SLC | 2882 | 738 | 160 | 0600 | 0837 |6. |
| DL | DL | RNO | SLC | 2882 | 738 | 160 | 0600 | 0842 | 12345.7 |
| UA | OO | RNO | LAX | 5908 | CRJ | 50 | 0600 | 0755 | 1234567 |
| WN | WN | RNO | PHX | 2839 | 73W | 143 | 0600 | 0850 |7 |
| WN | WN | RNO | LAS | 1266 | 73W | 143 | 0605 | 0730 | 12345.. |
| AA | AA | RNO | DFW | 1361 | 738 | 160 | 0608 | 1133 | 1234567 |
| WN | WN | RNO | LAS | 3544 | 73W | 143 | 0620 | 0745 |6. |
| UA | UA | RNO | SFO | 996 | 320 | 150 | 0625 | 0747 |7 |
| UA | OO | RNO | SFO | 5449 | E7W | 76 | 0625 | 0751 | 123456. |
| WN | WN | RNO | LAS | 3743 | 73W | 143 | 0625 | 0745 |7 |
| AS | OO | RNO | SEA | 3341 | E75 | 76 | 0630 | 0835 | 1234567 |
| WN | WN | RNO | DEN | 449 | 73W | 143 | 0635 | 0950 | 12345.. |
| WN | WN | RNO | OAK | 4130 | 73W | 143 | 0635 | 0745 |6. |
| WN | WN | RNO | PHX | 4316 | 73W | 143 | 0645 | 0935 |6. |
| WN | WN | RNO | SAN | 3182 | 73W | 143 | 0645 | 0820 |7 |
| WN | WN | RNO | PHX | 1997 | 73H | 175 | 0650 | 0940 | 12345.. |
| UA | UA | RNO | DEN | 1665 | 738 | 166 | 0653 | 1010 | 12..56. |
| UA | UA | RNO | DEN | 1665 | 739 | 179 | 0653 | 1010 | ..34..7 |
| WN | WN | RNO | LAX | 6551 | 73W | 143 | 0655 | 0845 |7 |
| WN | WN | RNO | LAS | 1263 | 73W | 143 | 0700 | 0825 | 12345.. |
| UA | UA | RNO | IAH | 2461 | 319 | 128 | 0713 | 1242 |7 |
| WN | WN | RNO | SAN | 4643 | 73H | 175 | 0725 | 0855 |6. |
| AA | CP | RNO | LAX | 6013 | E75 | 76 | 0730 | 0923 | 1.,4567 |
| WN | WN | RNO | LAS | 2932 | 73W | 143 | 0745 | 0915 |7 |
| WN | WN | RNO | SAN | 635 | 73W | 143 | 0805 | 0935 | 12345.. |
| WN | WN | RNO | SJC | 3509 | 73H | 175 | 0820 | 0935 |7 |
| WN | WN | RNO | SJC | 2205 | 73H | 175 | 0825 | 0940 | 12345.. |
| WN | WN | RNO | OAK | 2210 | 738 | 175 | 0835 | 0945 | 12345.. |
| UA | OO | RNO | DEN | 5571 | CRJ | 50 | 0840 | 1205 |7 |
| WN | WN | RNO | OAK | 2811 | 73W | 143 | 0840 | 0945 |7 |
| WN | WN | RNO | LAS | 1767 | 73W | 143 | 0850 | 1015 | 12345.. |
| WN | WN | RNO | LAX | 4538 | 73H | 175 | 0905 | 1045 |6. |
| AS | QX | RNO | PDX | 2706 | E75 | 76 | 0920 | 1102 | 1234567 |
| UA | OO | RNO | SFO | 5899 | E7W | 76 | 0946 | 1112 | 1234567 |
| AA | YV | RNO | PHX | 5750 | CR9 | 76 | 0952 | 1237 | 1234567 |
| AA | CP | RNO | LAX | 6021 | E75 | 76 | 1015 | 1156 | 1234567 |
| WN | WN | RNO | LAS | 3747 | 73W | 143 | 1020 | 1140 |7 |
| AS | QX | RNO | SEA | 2252 | DH4 | 76 | 1030 | 1248 | 1234567 |
| DL | OO | RNO | SLC | 4155 | E7W | 76 | 1030 | 1302 |6. |
| DL | OO | RNO | SLC | 4155 | E7W | 76 | 1030 | 1305 | 12345.7 |
| WN | WN | RNO | LAS | 1429 | 73W | 143 | 1030 | 1150 | 12345.. |
| UA | UA | RNO | SFO | 1660 | 320 | 150 | 1039 | 1200 | ..3...7 |
| UA | UA | RNO | SFO | 1660 | 320 | 150 | 1045 | 1206 | 12.456. |
| WN | WN | RNO | PHX | 4405 | 73W | 143 | 1055 | 1340 |7 |

Non-Stop Departures

February 2020

| Marketing Airline | Operating Airline | Origin | Destination | Flight | Aircraft | Seats | Departure Time | Arrival Time | Days of Operation |
|-------------------|-------------------|--------|-------------|--------|----------|-------|----------------|--------------|-------------------|
| WN | WN | RNO | SAN | 2412 | 73W | 143 | 1110 | 1245 |7 |
| WN | WN | RNO | LAS | 3896 | 73W | 143 | 1115 | 1240 |6. |
| WN | WN | RNO | SAN | 4194 | 73W | 143 | 1125 | 1300 | 12345.. |
| WN | WN | RNO | LAX | 1426 | 73W | 143 | 1145 | 1320 | 12345.. |
| AA | AA | RNO | DFW | 1223 | 738 | 160 | 1149 | 1658 | 1234567 |
| WN | WN | RNO | LAX | 5167 | 73W | 143 | 1155 | 1325 |7 |
| WN | WN | RNO | SJC | 3864 | 73W | 143 | 1215 | 1325 |6. |
| WN | WN | RNO | PHX | 3312 | 73W | 143 | 1220 | 1515 |6. |
| AS | OO | RNO | SEA | 3499 | E75 | 76 | 1240 | 1445 | 1234567 |
| WN | WN | RNO | LAS | 2840 | 73H | 175 | 1245 | 1405 |6. |
| AA | AA | RNO | PHX | 546 | 738 | 160 | 1248 | 1532 | 1234567 |
| UA | UA | RNO | DEN | 401 | 319 | 128 | 1255 | 1605 | ..3..6. |
| UA | UA | RNO | DEN | 401 | 738 | 166 | 1255 | 1605 | 12.45.. |
| UA | UA | RNO | DEN | 401 | 739 | 179 | 1255 | 1605 |7 |
| G4 | G4 | RNO | LAS | 88 | 319 | 156 | 1304 | 1417 |6. |
| AS | OO | RNO | PDX | 3435 | E75 | 76 | 1305 | 1447 | 1234567 |
| UA | UA | RNO | IAH | 400 | 320 | 150 | 1315 | 1844 |6. |
| UA | YV | RNO | IAH | 6262 | E7W | 76 | 1315 | 1855 | 12345.7 |
| WN | WN | RNO | SAN | 4217 | 73W | 143 | 1315 | 1450 |7 |
| B6 | B6 | RNO | LGB | 43 | 320 | 150 | 1318 | 1441 | 12345.7 |
| Y4 | Y4 | RNO | GDL | 999 | 320 | 179 | 1320 | 1914 | 1..45.. |
| Y4 | Y4 | RNO | GDL | 999 | 32N | 186 | 1320 | 1914 | ..3.... |
| DL | DL | RNO | SLC | 806 | 738 | 160 | 1330 | 1554 |6. |
| DL | DL | RNO | SLC | 806 | 738 | 160 | 1330 | 1557 | 12345.7 |
| WN | WN | RNO | LAS | 1452 | 73W | 143 | 1345 | 1510 | 12345.. |
| UA | OO | RNO | SFO | 5332 | E7W | 76 | 1347 | 1512 | ..3.... |
| UA | OO | RNO | SFO | 5332 | CRJ | 50 | 1347 | 1514 | 12.4567 |
| B6 | B6 | RNO | LGB | 43 | 320 | 150 | 1410 | 1534 |6. |
| WN | WN | RNO | LAS | 3345 | 73H | 175 | 1425 | 1540 |6. |
| WN | WN | RNO | LAS | 2033 | 73W | 143 | 1435 | 1555 | 12345.. |
| WN | WN | RNO | SAN | 4853 | 73W | 143 | 1450 | 1620 |6. |
| UA | OO | RNO | LAX | 5773 | CRJ | 50 | 1451 | 1646 | ..3.... |
| UA | OO | RNO | LAX | 5634 | CRJ | 50 | 1456 | 1651 | 12.4567 |
| WN | WN | RNO | PHX | 5108 | 73W | 143 | 1505 | 1750 |7 |
| AA | CP | RNO | LAX | 6051 | E75 | 76 | 1509 | 1643 | 1234567 |
| WN | WN | RNO | PHX | 1262 | 73W | 143 | 1510 | 1800 | 12345.. |
| WN | WN | RNO | LAS | 3547 | 73W | 143 | 1530 | 1645 |7 |
| F9 | F9 | RNO | LAS | 2176 | 320 | 186 | 1532 | 1653 | 1..5.. |
| WN | WN | RNO | LAS | 1395 | 73W | 143 | 1535 | 1700 |6. |
| UA | OO | RNO | LAX | 5634 | CRJ | 50 | 1550 | 1745 | ..3.... |
| WN | WN | RNO | DEN | 3053 | 73W | 143 | 1555 | 1900 |7 |
| UA | UA | RNO | DEN | 2034 | 319 | 128 | 1610 | 1920 |6. |
| UA | UA | RNO | DEN | 2034 | 320 | 150 | 1610 | 1920 | 12.45.7 |
| UA | UA | RNO | DEN | 2034 | 739 | 179 | 1610 | 1920 | ..3.... |
| AA | CP | RNO | LAX | 6041 | E75 | 76 | 1615 | 1751 | 1234567 |
| AA | AA | RNO | PHX | 1888 | 319 | 128 | 1615 | 1857 | 1234567 |
| WN | WN | RNO | SAN | 5356 | 73H | 175 | 1620 | 1750 |7 |
| WN | WN | RNO | LAX | 4192 | 73W | 143 | 1625 | 1800 |7 |

Non-Stop Departures

February 2020

| Marketing Airline | Operating Airline | Origin | Destination | Flight | Aircraft | Seats | Departure Time | Arrival Time | Days of Operation |
|-------------------|-------------------|--------|-------------|--------|----------|-------|----------------|--------------|-------------------|
| AS | AS | RNO | SEA | 474 | 73H | 159 | 1635 | 1840 |5.. |
| AS | AS | RNO | SEA | 474 | 739 | 178 | 1635 | 1840 | 12.4... |
| AS | AS | RNO | SEA | 474 | 73J | 178 | 1635 | 1840 | ..3..67 |
| G4 | G4 | RNO | LAS | 88 | 319 | 156 | 1639 | 1752 | ...4... |
| G4 | G4 | RNO | LAS | 147 | 319 | 156 | 1639 | 1752 |7 |
| WN | WN | RNO | LAS | 2008 | 73W | 143 | 1645 | 1815 | 12345.. |
| WN | WN | RNO | SAN | 1771 | 73W | 143 | 1645 | 1820 | 12345.. |
| G4 | G4 | RNO | LAS | 88 | 319 | 156 | 1646 | 1759 | .2..... |
| UA | OO | RNO | SFO | 5707 | E7W | 76 | 1654 | 1820 | 1234567 |
| WN | WN | RNO | LAS | 3331 | 73H | 175 | 1655 | 1820 |6. |
| WN | WN | RNO | LAX | 3305 | 73W | 143 | 1700 | 1840 |6. |
| G4 | G4 | RNO | LAS | 88 | 319 | 156 | 1704 | 1817 | ..3.... |
| DL | OO | RNO | SLC | 3896 | E7W | 70 | 1715 | 1950 | 12345.7 |
| DL | OO | RNO | SLC | 3896 | E7W | 70 | 1717 | 1950 |6. |
| WN | WN | RNO | SJC | 2189 | 73H | 175 | 1740 | 1845 | 12345.. |
| WN | WN | RNO | LAS | 1603 | 73W | 143 | 1750 | 1905 | 12345.. |
| WN | WN | RNO | LAS | 2960 | 73W | 143 | 1800 | 1910 |7 |
| F9 | F9 | RNO | LAS | 2174 | 320 | 186 | 1822 | 1943 | ..4..7 |
| DL | OO | RNO | SLC | 3666 | E7W | 70 | 1825 | 2100 | 12345.7 |
| AS | OO | RNO | SJC | 3448 | E75 | 76 | 1830 | 1942 | 1234567 |
| WN | WN | RNO | LAS | 933 | 73H | 175 | 1850 | 2005 | 12345.. |
| AA | CP | RNO | LAX | 6064 | E75 | 76 | 1900 | 2045 | 1234567 |
| UA | UA | RNO | LAX | 402 | 319 | 128 | 1900 | 2048 |7 |
| AA | AA | RNO | PHX | 421 | 320 | 150 | 1937 | 2220 | 1.34567 |
| WN | WN | RNO | OAK | 5043 | 73W | 143 | 2000 | 2100 |7 |
| WN | WN | RNO | LAS | 4223 | 73W | 143 | 2020 | 2135 |7 |
| WN | WN | RNO | LAX | 1837 | 73W | 143 | 2025 | 2200 | 12345.. |
| AS | QX | RNO | SEA | 2448 | E75 | 76 | 2030 | 2230 | 12345.7 |
| AS | QX | RNO | PDX | 2264 | E75 | 76 | 2105 | 2243 | 12345.7 |
| WN | WN | RNO | LAS | 2031 | 73W | 143 | 2110 | 2235 | 12345.. |
| WN | WN | RNO | LAS | 267 | 73W | 143 | 2110 | 2240 |7 |
| G4 | G4 | RNO | LAS | 88 | 319 | 156 | 2141 | 2254 | 1...5.. |
| WN | WN | RNO | LAS | 2897 | 73H | 175 | 2225 | 2355 |7 |
| UA | UA | RNO | ORD | 2432 | 319 | 128 | 2326 | 0520 | ..34567 |
| B6 | B6 | RNO | JFK | 80 | 320 | 150 | 2358 | 0800 | 1..45.7 |
| UA | UA | RNO | ORD | 2432 | 319 | 128 | 2359 | 0553 | 12..... |

Non-Stop Arrivals

February 2020

| Marketing Airline | Operating Airline | Origin | Destination | Flight | Aircraft | Seats | Departure Time | Arrival Time | Days of Operation |
|-------------------|-------------------|--------|-------------|--------|----------|-------|----------------|--------------|-------------------|
| AA | AA | DFW | RNO | 2894 | 738 | 160 | 2225 | 0005 |5.7 |
| UA | OO | LAX | RNO | 5364 | CRJ | 50 | 2235 | 0019 | 1234567 |
| WN | WN | LAS | RNO | 635 | 73W | 143 | 0605 | 0725 | 12345.. |
| WN | WN | SJC | RNO | 654 | 738 | 175 | 0645 | 0750 | 12345.. |
| WN | WN | LAS | RNO | 2811 | 73W | 143 | 0635 | 0800 |7 |
| UA | OO | DEN | RNO | 5581 | CRJ | 50 | 0630 | 0809 |7 |
| WN | WN | LAS | RNO | 1641 | 73W | 143 | 0700 | 0820 | 12345.. |
| AS | QX | SJC | RNO | 2775 | E75 | 76 | 0730 | 0837 | 1234567 |
| UA | OO | SFO | RNO | 5900 | E7W | 76 | 0742 | 0852 | 1234567 |
| AA | YV | PHX | RNO | 5750 | CR9 | 76 | 0820 | 0919 | 1234567 |
| AA | CP | LAX | RNO | 6021 | E75 | 76 | 0800 | 0935 | 1..4567 |
| DL | OO | SLC | RNO | 4155 | E7W | 76 | 0850 | 0936 | 12345.7 |
| DL | OO | SLC | RNO | 4155 | E7W | 76 | 0852 | 0936 |6. |
| WN | WN | LAS | RNO | 3258 | 73W | 143 | 0820 | 0945 |7 |
| AS | QX | SEA | RNO | 2622 | DH4 | 76 | 0750 | 0950 | 1234567 |
| WN | WN | LAS | RNO | 1428 | 73W | 143 | 0830 | 0955 | 12345.. |
| WN | WN | OAK | RNO | 4405 | 73W | 143 | 0920 | 1020 |7 |
| WN | WN | PHX | RNO | 2410 | 73W | 143 | 0940 | 1035 |7 |
| WN | WN | SAN | RNO | 3896 | 73W | 143 | 0905 | 1040 |6. |
| WN | WN | LAS | RNO | 4194 | 73W | 143 | 0925 | 1050 | 12345.. |
| AA | AA | DFW | RNO | 1223 | 738 | 160 | 0905 | 1054 | 1234567 |
| UA | UA | DEN | RNO | 2141 | 319 | 128 | 0936 | 1104 | ..3..6. |
| UA | UA | DEN | RNO | 2141 | 738 | 166 | 0936 | 1104 | 12.45.. |
| UA | UA | DEN | RNO | 2141 | 739 | 179 | 0936 | 1104 |7 |
| WN | WN | SAN | RNO | 2755 | 73W | 143 | 0930 | 1105 |7 |
| WN | WN | SAN | RNO | 1678 | 73W | 143 | 0935 | 1110 | 12345.. |
| WN | WN | OAK | RNO | 3861 | 73W | 143 | 1035 | 1140 |6. |
| Y4 | Y4 | GDL | RNO | 998 | 320 | 179 | 0912 | 1140 | 1..45.. |
| Y4 | Y4 | GDL | RNO | 998 | 32N | 186 | 0912 | 1140 | ..3.... |
| WN | WN | LAS | RNO | 3310 | 73W | 143 | 1015 | 1145 |6. |
| AS | OO | SEA | RNO | 3480 | E75 | 76 | 1000 | 1150 | 1234567 |
| WN | WN | LAX | RNO | 3322 | 73H | 175 | 1020 | 1150 |6. |
| AA | AA | PHX | RNO | 546 | 738 | 160 | 1100 | 1157 | 1234567 |
| UA | UA | IAH | RNO | 680 | 320 | 150 | 1010 | 1219 |6. |
| AS | OO | PDX | RNO | 3434 | E75 | 76 | 1050 | 1221 | 1234567 |
| G4 | G4 | LAS | RNO | 89 | 319 | 156 | 1100 | 1224 |6. |
| DL | DL | SLC | RNO | 806 | 738 | 160 | 1155 | 1227 |6. |
| DL | DL | SLC | RNO | 806 | 738 | 160 | 1155 | 1230 | 12345.7 |
| WN | WN | LAX | RNO | 4993 | 73W | 143 | 1100 | 1230 |7 |
| UA | YV | IAH | RNO | 6360 | E7W | 76 | 1010 | 1232 | 12345.7 |
| B6 | B6 | LGB | RNO | 42 | 320 | 150 | 1113 | 1238 | 12345.7 |
| WN | WN | LAX | RNO | 1452 | 73W | 143 | 1125 | 1300 | 12345.. |
| UA | OO | LAX | RNO | 5414 | E7W | 76 | 1127 | 1311 | ..3.... |
| UA | OO | LAX | RNO | 5414 | CRJ | 50 | 1131 | 1317 | 12.4567 |
| B6 | B6 | LGB | RNO | 42 | 320 | 150 | 1203 | 1328 |6. |
| WN | WN | PHX | RNO | 3327 | 73H | 175 | 1250 | 1340 |6. |
| WN | WN | PHX | RNO | 2033 | 73W | 143 | 1300 | 1350 | 12345.. |
| WN | WN | LAS | RNO | 4853 | 73W | 143 | 1250 | 1415 |6. |
| UA | OO | SFO | RNO | 5934 | CRJ | 50 | 1306 | 1416 | 12345.7 |

Non-Stop Arrivals

February 2020

| Marketing Airline | Operating Airline | Origin | Destination | Flight | Aircraft | Seats | Departure Time | Arrival Time | Days of Operation |
|-------------------|-------------------|--------|-------------|--------|----------|-------|----------------|--------------|-------------------|
| UA | OO | SFO | RNO | 5934 | CRJ | 50 | 1311 | 1421 |6. |
| AA | CP | LAX | RNO | 6071 | E75 | 76 | 1256 | 1429 | 1234567 |
| WN | WN | LAS | RNO | 2148 | 73W | 143 | 1300 | 1430 | 12345.. |
| WN | WN | LAS | RNO | 3099 | 73W | 143 | 1300 | 1430 |7 |
| WN | WN | SAN | RNO | 3547 | 73W | 143 | 1300 | 1440 |7 |
| UA | OO | LAX | RNO | 5940 | CRJ | 50 | 1300 | 1441 | ..3.... |
| F9 | F9 | LAS | RNO | 2177 | 320 | 186 | 1320 | 1445 | 1...5.. |
| WN | WN | SJC | RNO | 1395 | 73W | 143 | 1350 | 1450 |6. |
| UA | UA | DEN | RNO | 466 | 320 | 150 | 1345 | 1510 | 12.45.7 |
| UA | UA | DEN | RNO | 466 | 739 | 179 | 1345 | 1510 | ..3.... |
| UA | UA | DEN | RNO | 627 | 319 | 128 | 1345 | 1510 |6. |
| WN | WN | LAX | RNO | 3053 | 73W | 143 | 1355 | 1520 |7 |
| AA | AA | PHX | RNO | 1888 | 319 | 128 | 1431 | 1525 | 1234567 |
| AA | CP | LAX | RNO | 6041 | E75 | 76 | 1402 | 1535 | 1234567 |
| AS | AS | SEA | RNO | 475 | 73H | 159 | 1340 | 1535 |5.. |
| AS | AS | SEA | RNO | 475 | 739 | 178 | 1340 | 1535 | 12.4... |
| AS | AS | SEA | RNO | 475 | 73J | 178 | 1340 | 1535 | ..3..67 |
| WN | WN | SJC | RNO | 5356 | 73H | 175 | 1435 | 1535 |7 |
| WN | WN | DEN | RNO | 4601 | 73W | 143 | 1420 | 1550 |7 |
| WN | WN | DEN | RNO | 3330 | 73H | 175 | 1430 | 1555 |6. |
| G4 | G4 | LAS | RNO | 89 | 319 | 156 | 1435 | 1559 | ...4..7 |
| G4 | G4 | LAS | RNO | 89 | 319 | 156 | 1442 | 1606 | .2..... |
| UA | OO | SFO | RNO | 5469 | E7W | 76 | 1501 | 1610 | 1234567 |
| WN | WN | LAS | RNO | 1470 | 73W | 143 | 1440 | 1610 | 12345.. |
| WN | WN | SJC | RNO | 1771 | 73W | 143 | 1510 | 1610 | 12345.. |
| G4 | G4 | LAS | RNO | 89 | 319 | 156 | 1500 | 1624 | ..3.... |
| WN | WN | LAS | RNO | 3302 | 73W | 143 | 1455 | 1625 |6. |
| DL | OO | SLC | RNO | 3896 | E7W | 70 | 1606 | 1645 | 12345.7 |
| DL | OO | SLC | RNO | 3896 | E7W | 70 | 1610 | 1646 |6. |
| WN | WN | LAX | RNO | 2187 | 73H | 175 | 1530 | 1655 | 12345.. |
| WN | WN | LAS | RNO | 1638 | 73W | 143 | 1545 | 1710 | 12345.. |
| WN | WN | LAS | RNO | 4888 | 73W | 143 | 1550 | 1720 |7 |
| AS | OO | PDX | RNO | 3394 | E75 | 76 | 1605 | 1735 | 1234567 |
| F9 | F9 | LAS | RNO | 2175 | 320 | 186 | 1612 | 1737 | ...4..7 |
| DL | OO | SLC | RNO | 3666 | E7W | 70 | 1710 | 1754 | 12345.7 |
| WN | WN | LAS | RNO | 4153 | 73W | 143 | 1630 | 1755 |6. |
| WN | WN | LAS | RNO | 2443 | 73H | 175 | 1640 | 1805 | 12345.. |
| UA | UA | LAX | RNO | 1880 | 319 | 128 | 1640 | 1815 |7 |
| AA | CP | LAX | RNO | 6064 | E75 | 76 | 1647 | 1820 | 1234567 |
| WN | WN | PHX | RNO | 3810 | 73W | 143 | 1730 | 1820 |6. |
| AA | AA | PHX | RNO | 421 | 320 | 150 | 1748 | 1841 | 1.34567 |
| AA | AA | PHX | RNO | 421 | 738 | 160 | 1748 | 1841 | .2..... |
| AA | AA | DFW | RNO | 2448 | 738 | 160 | 1726 | 1905 | 1234567 |
| WN | WN | PHX | RNO | 5043 | 73W | 143 | 1825 | 1915 |7 |
| WN | WN | LAS | RNO | 4537 | 73H | 175 | 1810 | 1935 |6. |
| AS | OO | SEA | RNO | 3496 | E75 | 76 | 1800 | 1948 |6. |
| AS | QX | SEA | RNO | 2255 | E75 | 76 | 1800 | 1948 | 12345.7 |
| WN | WN | LAS | RNO | 5761 | 73W | 143 | 1825 | 1950 | 12345.. |

WN WN LAX RNO 4223 73W 143 1825 19507

Non-Stop Arrivals

February 2020

| Marketing Airline | Operating Airline | Origin | Destination | Flight | Aircraft | Seats | Departure Time | Arrival Time | Days of Operation |
|-------------------|-------------------|--------|-------------|--------|----------|-------|----------------|--------------|-------------------|
| UA | UA | IAH | RNO | 302 | 319 | 128 | 1810 | 2016 |6. |
| AS | QX | PDX | RNO | 2257 | E75 | 76 | 1855 | 2025 | 12345.7 |
| WN | WN | LAS | RNO | 2896 | 73W | 143 | 1910 | 2035 |7 |
| WN | WN | LAX | RNO | 3306 | 73W | 143 | 1915 | 2035 |6. |
| WN | WN | OAK | RNO | 2030 | 73W | 143 | 1935 | 2035 | 12345.. |
| WN | WN | OAK | RNO | 5168 | 73W | 143 | 1935 | 2035 |7 |
| UA | UA | SFO | RNO | 1812 | 320 | 150 | 1934 | 2040 | 1234567 |
| WN | WN | SJC | RNO | 2204 | 73H | 175 | 1955 | 2055 | 12345.. |
| G4 | G4 | LAS | RNO | 89 | 319 | 156 | 1937 | 2101 | 1...5.. |
| UA | UA | DEN | RNO | 1869 | 738 | 166 | 1934 | 2104 | 1..45.7 |
| UA | UA | DEN | RNO | 1869 | 739 | 179 | 1934 | 2104 | .23..6. |
| WN | WN | LAS | RNO | 3320 | 73W | 143 | 1945 | 2105 |6. |
| WN | WN | DEN | RNO | 455 | 73W | 143 | 1945 | 2110 | 12345.. |
| DL | DL | SLC | RNO | 988 | 738 | 160 | 2035 | 2113 |6. |
| AA | CP | LAX | RNO | 6009 | E75 | 76 | 2005 | 2138 | 1234567 |
| WN | WN | LAS | RNO | 4487 | 73H | 175 | 2020 | 2140 |7 |
| AA | AA | PHX | RNO | 867 | 738 | 160 | 2108 | 2201 | 1.34567 |
| WN | WN | LAX | RNO | 1363 | 73W | 143 | 2040 | 2205 | 12345.. |
| WN | WN | LAS | RNO | 2254 | 73W | 143 | 2050 | 2210 |6. |
| WN | WN | PHX | RNO | 1277 | 73W | 143 | 2115 | 2210 | 12345.. |
| WN | WN | PHX | RNO | 3026 | 73W | 143 | 2130 | 2220 |7 |
| B6 | B6 | JFK | RNO | 81 | 320 | 150 | 1859 | 2224 | 1..45.7 |
| WN | WN | SAN | RNO | 591 | 73W | 143 | 2100 | 2235 | 12345.. |
| UA | UA | ORD | RNO | 2431 | 319 | 128 | 1950 | 2240 | ..34567 |
| WN | WN | LAS | RNO | 2365 | 73H | 175 | 2120 | 2240 | 12345.. |
| WN | WN | LAS | RNO | 4985 | 73H | 175 | 2130 | 2250 |7 |
| UA | UA | ORD | RNO | 2431 | 319 | 128 | 2025 | 2315 | 1..... |
| UA | UA | ORD | RNO | 2431 | 319 | 128 | 2027 | 2317 | .2..... |
| AS | OO | SEA | RNO | 3360 | E75 | 76 | 2130 | 2318 | 12345.7 |
| DL | DL | SLC | RNO | 2722 | 738 | 160 | 2244 | 2325 | 12345.7 |
| WN | WN | SAN | RNO | 4451 | 73W | 143 | 2155 | 2330 |7 |
| UA | UA | SFO | RNO | 550 | 320 | 150 | 2245 | 2349 |6. |
| UA | OO | SFO | RNO | 5991 | E7W | 76 | 2245 | 2352 | 12345.7 |
| WN | WN | LAS | RNO | 2770 | 73W | 143 | 2235 | 2355 |7 |

Reno-Tahoe International Airport

Hourly schedule arrivals, departures, and related seats

Sample: 17th - 23rd February 2020

| | Monday | | | | | Tuesday | | | | | Wednesday | | | | | Thursday | | | | | Friday | | | | | Saturday | | | | | Sunday | | | | | | | | | | | | | | |
|---|--------|-----|-------|-----|-------|---------|-----|-------|-----|-------|-----------|-----|-------|-----|-------|----------|-----|-------|-----|-------|--------|-----|-------|-----|-------|----------|-----|-------|-----|-------|--------|-----|-------|-----|-------|-------|-----|------|-----|-------|-----|---|-----|---|-----|
| | Seats | Arr | Time | Dep | Seats | Seats | Arr | Time | Dep | Seats | Seats | Arr | Time | Dep | Seats | Seats | Arr | Time | Dep | Seats | Seats | Arr | Time | Dep | Seats | Seats | Arr | Time | Dep | Seats | Seats | Arr | Time | Dep | Seats | Seats | Arr | Time | Dep | Seats | | | | | |
| C | 0 | 0 | 0 | 0 | 0 | 0 | 0 | 0 | 0 | 0 | 0 | 0 | 0 | 0 | 0 | 0 | 0 | 0 | 0 | 0 | 0 | 0 | 0 | 0 | 0 | 0 | 0 | 0 | 0 | 0 | 0 | 0 | 0 | 0 | 0 | 0 | 0 | 0 | 0 | 0 | 0 | 0 | 0 | 0 | 0 |
| o | 0 | 0 | 100 | 0 | 0 | 0 | 0 | 100 | 0 | 0 | 0 | 0 | 100 | 0 | 0 | 0 | 0 | 100 | 0 | 0 | 0 | 0 | 100 | 0 | 0 | 0 | 0 | 100 | 0 | 0 | 0 | 0 | 100 | 0 | 0 | 0 | 0 | 100 | 0 | 0 | 0 | 0 | 100 | 0 | 0 |
| n | 0 | 0 | 200 | 0 | 0 | 0 | 0 | 200 | 0 | 0 | 0 | 0 | 200 | 0 | 0 | 0 | 0 | 200 | 0 | 0 | 0 | 0 | 200 | 0 | 0 | 0 | 0 | 200 | 0 | 0 | 0 | 0 | 200 | 0 | 0 | 0 | 0 | 200 | 0 | 0 | 0 | 0 | 200 | 0 | 0 |
| c | 0 | 0 | 300 | 0 | 0 | 0 | 0 | 300 | 0 | 0 | 0 | 0 | 300 | 0 | 0 | 0 | 0 | 300 | 0 | 0 | 0 | 0 | 300 | 0 | 0 | 0 | 0 | 300 | 0 | 0 | 0 | 0 | 300 | 0 | 0 | 0 | 0 | 300 | 0 | 0 | 0 | 0 | 300 | 0 | 0 |
| o | 0 | 0 | 400 | 0 | 0 | 0 | 0 | 400 | 0 | 0 | 0 | 0 | 400 | 0 | 0 | 0 | 0 | 400 | 0 | 0 | 0 | 0 | 400 | 0 | 0 | 0 | 0 | 400 | 0 | 0 | 0 | 0 | 400 | 0 | 0 | 0 | 0 | 400 | 0 | 0 | 0 | 0 | 400 | 0 | 0 |
| n | 0 | 0 | 500 | 2 | 318 | 0 | 0 | 500 | 2 | 318 | 0 | 0 | 500 | 2 | 318 | 0 | 0 | 500 | 2 | 318 | 0 | 0 | 500 | 2 | 318 | 0 | 0 | 500 | 2 | 318 | 0 | 0 | 500 | 2 | 318 | 0 | 0 | 500 | 2 | 318 | 0 | 0 | 500 | 2 | 318 |
| c | 0 | 0 | 600 | 3 | 446 | 0 | 0 | 600 | 3 | 446 | 0 | 0 | 600 | 3 | 446 | 0 | 0 | 600 | 3 | 446 | 0 | 0 | 600 | 3 | 446 | 0 | 0 | 600 | 3 | 446 | 0 | 0 | 600 | 3 | 446 | 0 | 0 | 600 | 3 | 446 | 0 | 0 | 600 | 3 | 446 |
| o | 318 | 2 | 700 | 1 | 143 | 318 | 2 | 700 | 1 | 143 | 318 | 2 | 700 | 1 | 143 | 318 | 2 | 700 | 1 | 143 | 318 | 2 | 700 | 1 | 143 | 318 | 2 | 700 | 1 | 143 | 318 | 2 | 700 | 1 | 143 | 318 | 2 | 700 | 1 | 143 | 318 | 2 | 700 | 1 | 143 |
| n | 143 | 1 | 800 | 3 | 461 | 143 | 1 | 800 | 3 | 461 | 143 | 1 | 800 | 3 | 461 | 143 | 1 | 800 | 3 | 461 | 143 | 1 | 800 | 3 | 461 | 143 | 1 | 800 | 3 | 461 | 143 | 1 | 800 | 3 | 461 | 143 | 1 | 800 | 3 | 461 | 143 | 1 | 800 | 3 | 461 |
| c | 362 | 3 | 900 | 1 | 143 | 362 | 3 | 900 | 1 | 143 | 362 | 3 | 900 | 1 | 143 | 362 | 3 | 900 | 1 | 143 | 362 | 3 | 900 | 1 | 143 | 362 | 3 | 900 | 1 | 143 | 362 | 3 | 900 | 1 | 143 | 362 | 3 | 900 | 1 | 143 | | | | | |
| o | 143 | 1 | 1000 | 2 | 219 | 143 | 1 | 1000 | 2 | 219 | 143 | 1 | 1000 | 2 | 219 | 143 | 1 | 1000 | 2 | 219 | 143 | 1 | 1000 | 2 | 219 | 143 | 1 | 1000 | 2 | 219 | 143 | 1 | 1000 | 2 | 219 | 143 | 1 | 1000 | 2 | 219 | | | | | |
| n | 143 | 1 | 1100 | 2 | 286 | 143 | 1 | 1100 | 2 | 286 | 143 | 1 | 1100 | 2 | 286 | 143 | 1 | 1100 | 2 | 286 | 143 | 1 | 1100 | 2 | 286 | 143 | 1 | 1100 | 2 | 286 | 143 | 1 | 1100 | 2 | 286 | 143 | 1 | 1100 | 2 | 286 | | | | | |
| c | 521 | 3 | 1200 | 1 | 162 | 521 | 3 | 1200 | 1 | 162 | 521 | 3 | 1200 | 1 | 162 | 521 | 3 | 1200 | 1 | 162 | 521 | 3 | 1200 | 1 | 162 | 521 | 3 | 1200 | 1 | 162 | 521 | 3 | 1200 | 1 | 162 | | | | | | | | | | |
| o | 286 | 2 | 1300 | 3 | 502 | 286 | 2 | 1300 | 3 | 502 | 286 | 2 | 1300 | 3 | 502 | 286 | 2 | 1300 | 3 | 502 | 286 | 2 | 1300 | 3 | 502 | 286 | 2 | 1300 | 3 | 502 | 286 | 2 | 1300 | 3 | 502 | | | | | | | | | | |
| n | 143 | 1 | 1400 | 1 | 143 | 143 | 1 | 1400 | 1 | 143 | 143 | 1 | 1400 | 1 | 143 | 143 | 1 | 1400 | 1 | 143 | 143 | 1 | 1400 | 1 | 143 | 143 | 1 | 1400 | 1 | 143 | 143 | 1 | 1400 | 1 | 143 | | | | | | | | | | |
| c | 0 | 0 | 1500 | 1 | 143 | 0 | 0 | 1500 | 1 | 143 | 0 | 0 | 1500 | 1 | 143 | 0 | 0 | 1500 | 1 | 143 | 0 | 0 | 1500 | 1 | 143 | 0 | 0 | 1500 | 1 | 143 | 0 | 0 | 1500 | 1 | 143 | | | | | | | | | | |
| o | 531 | 4 | 1600 | 2 | 286 | 531 | 4 | 1600 | 2 | 286 | 531 | 4 | 1600 | 2 | 286 | 531 | 4 | 1600 | 2 | 286 | 531 | 4 | 1600 | 2 | 286 | 531 | 4 | 1600 | 2 | 286 | 531 | 4 | 1600 | 2 | 286 | | | | | | | | | | |
| n | 213 | 2 | 1700 | 3 | 388 | 213 | 2 | 1700 | 3 | 388 | 213 | 2 | 1700 | 3 | 388 | 213 | 2 | 1700 | 3 | 388 | 213 | 2 | 1700 | 3 | 388 | 213 | 2 | 1700 | 3 | 388 | 213 | 2 | 1700 | 3 | 388 | | | | | | | | | | |
| c | 143 | 1 | 1800 | 2 | 213 | 143 | 1 | 1800 | 2 | 213 | 143 | 1 | 1800 | 2 | 213 | 143 | 1 | 1800 | 2 | 213 | 143 | 1 | 1800 | 2 | 213 | 143 | 1 | 1800 | 2 | 213 | 143 | 1 | 1800 | 2 | 213 | | | | | | | | | | |
| o | 143 | 1 | 1900 | 0 | 143 | 143 | 1 | 1900 | 0 | 143 | 143 | 1 | 1900 | 0 | 143 | 143 | 1 | 1900 | 0 | 143 | 143 | 1 | 1900 | 0 | 143 | 143 | 1 | 1900 | 0 | 143 | 143 | 1 | 1900 | 0 | 143 | | | | | | | | | | |
| n | 318 | 2 | 2000 | 1 | 143 | 318 | 2 | 2000 | 1 | 143 | 318 | 2 | 2000 | 1 | 143 | 318 | 2 | 2000 | 1 | 143 | 318 | 2 | 2000 | 1 | 143 | 318 | 2 | 2000 | 1 | 143 | 318 | 2 | 2000 | 1 | 143 | | | | | | | | | | |
| c | 0 | 0 | 2100 | 1 | 143 | 0 | 0 | 2100 | 1 | 143 | 0 | 0 | 2100 | 1 | 143 | 0 | 0 | 2100 | 1 | 143 | 0 | 0 | 2100 | 1 | 143 | 0 | 0 | 2100 | 1 | 143 | 0 | 0 | 2100 | 1 | 143 | | | | | | | | | | |
| o | 722 | 5 | 2200 | 0 | 0 | 722 | 5 | 2200 | 0 | 0 | 722 | 5 | 2200 | 0 | 0 | 722 | 5 | 2200 | 0 | 0 | 722 | 5 | 2200 | 0 | 0 | 722 | 5 | 2200 | 0 | 0 | 722 | 5 | 2200 | 0 | 0 | | | | | | | | | | |
| n | 150 | 1 | 2300 | 1 | 150 | 150 | 1 | 2300 | 1 | 150 | 150 | 1 | 2300 | 1 | 150 | 150 | 1 | 2300 | 1 | 150 | 150 | 1 | 2300 | 1 | 150 | 150 | 1 | 2300 | 1 | 150 | 150 | 1 | 2300 | 1 | 150 | | | | | | | | | | |
| c | 4,289 | 30 | 4,289 | 30 | 4,289 | 3,928 | 28 | 3,928 | 28 | 4,139 | 4,139 | 29 | 4,139 | 29 | 4,078 | 4,289 | 30 | 4,289 | 30 | 4,289 | 4,289 | 30 | 4,289 | 30 | 4,289 | 3,393 | 23 | 3,393 | 23 | 3,250 | 3,947 | 28 | 3,947 | 28 | 3,947 | | | | | | | | | | |
| o | 0 | 0 | 0000 | 0 | 0 | 0 | 0 | 0000 | 0 | 0 | 0 | 0 | 0000 | 0 | 0 | 0 | 0 | 0000 | 0 | 0 | 0 | 0 | 0000 | 0 | 0 | 0 | 0 | 0000 | 0 | 0 | 0 | 0 | 0000 | 0 | 0 | | | | | | | | | | |
| n | 0 | 0 | 0100 | 0 | 0 | 0 | 0 | 0100 | 0 | 0 | 0 | 0 | 0100 | 0 | 0 | 0 | 0 | 0100 | 0 | 0 | 0 | 0 | 0100 | 0 | 0 | 0 | 0 | 0100 | 0 | 0 | 0 | 0 | 0100 | 0 | 0 | | | | | | | | | | |
| c | 0 | 0 | 0200 | 0 | 0 | 0 | 0 | 0200 | 0 | 0 | 0 | 0 | 0200 | 0 | 0 | 0 | 0 | 0200 | 0 | 0 | 0 | 0 | 0200 | 0 | 0 | 0 | 0 | 0200 | 0 | 0 | 0 | 0 | 0200 | 0 | 0 | | | | | | | | | | |
| o | 0 | 0 | 0300 | 0 | 0 | 0 | 0 | 0300 | 0 | 0 | 0 | 0 | 0300 | 0 | 0 | 0 | 0 | 0300 | 0 | 0 | 0 | 0 | 0300 | 0 | 0 | 0 | 0 | 0300 | 0 | 0 | 0 | 0 | 0300 | 0 | 0 | | | | | | | | | | |
| n | 0 | 0 | 0400 | 0 | 0 | 0 | 0 | 0400 | 0 | 0 | 0 | 0 | 0400 | 0 | 0 | 0 | 0 | 0400 | 0 | 0 | 0 | 0 | 0400 | 0 | 0 | 0 | 0 | 0400 | 0 | 0 | 0 | 0 | 0400 | 0 | 0 | | | | | | | | | | |
| c | 0 | 0 | 0500 | 1 | 128 | 0 | 0 | 0500 | 1 | 128 | 0 | 0 | 0500 | 1 | 128 | 0 | 0 | 0500 | 1 | 128 | 0 | 0 | 0500 | 1 | 128 | 0 | 0 | 0500 | 1 | 128 | 0 | 0 | 0500 | 1 | 128 | | | | | | | | | | |
| o | 0 | 0 | 0600 | 5 | 586 | 0 | 0 | 0600 | 5 | 586 | 0 | 0 | 0600 | 5 | 586 | 0 | 0 | 0600 | 5 | 586 | 0 | 0 | 0600 | 5 | 586 | 0 | 0 | 0600 | 5 | 586 | 0 | 0 | 0600 | 5 | 586 | | | | | | | | | | |
| n | 0 | 0 | 0700 | 1 | 65 | 0 | 0 | 0700 | 1 | 65 | 0 | 0 | 0700 | 1 | 65 | 0 | 0 | 0700 | 1 | 65 | 0 | 0 | 0700 | 1 | 65 | 0 | 0 | 0700 | 1 | 65 | 0 | 0 | 0700 | 1 | 65 | | | | | | | | | | |
| c | 152 | 2 | 0800 | 0 | 0 | 152 | 2 | 0800 | 0 | 0 | 152 | 2 | 0800 | 0 | 0 | 152 | 2 | 0800 | 0 | 0 | 152 | 2 | 0800 | 0 | 0 | 152 | 2 | 0800 | 0 | 0 | 152 | 2 | 0800 | 0 | 0 | | | | | | | | | | |
| o | 228 | 3 | 0900 | 3 | 228 | 228 | 3 | 0900 | 3 | 228 | 228 | 3 | 0900 | 3 | 228 | 228 | 3 | 0900 | 3 | 228 | 228 | 3 | 0900 | 3 | 228 | 228 | 3 | 0900 | 3 | 228 | 228 | 3 | 0900 | 3 | 228 | | | | | | | | | | |
| n | 210 | 2 | 1000 | 3 | 202 | 210 | 2 | 1000 | 3 | 202 | 210 | 2 | 1000 | 3 | 202 | 210 | 2 | 1000 | 3 | 202 | 210 | 2 | 1000 | 3 | 202 | 210 | 2 | 1000 | 3 | 202 | 210 | 2 | 1000 | 3 | 202 | | | | | | | | | | |
| c | 415 | 3 | 1100 | 1 | 160 | 415 | 3 | 1100 | 1 | 160 | 415 | 3 | 1100 | 1 | 160 | 415 | 3 | 1100 | 1 | 160 | 415 | 3 | 1100 | 1 | 160 | 415 | 3 | 1100 | 1 | 160 | 415 | 3 | 1100 | 1 | 160 | | | | | | | | | | |
| o | 280 | 3 | 1200 | 2 | 236 | 280 | 3 | 1200 | 2 | 236 | 280 | 3 | 1200 | 2 | 236 | 280 | 3 | 1200 | 2 | 236 | 280 | 3 | 1200 | 2 | 236 | 280 | 3 | 1200 | 2 | 236 | 280 | 3 | 1200 | 2 | 236 | | | | | | | | | | |
| n | 50 | 1 | 1300 | 5 | 509 | 50 | 1 | 1300 | 5 | 531 | 50 | 1 | 1300 | 5 | 531 | 50 | 1 | 1300 | 5 | 531 | 50 | 1 | 1300 | 5 | 531 | 50 | 1 | 1300 | 5 | 428 | 50 | 1 | 1300 | 5 | 352 | | | | | | | | | | |
| c | 392 | 3 | 1400 | 0 | 0 | 392 | 3 | 1400 | 0 | 0 | 392 | 3 | 1400 | 0 | 0 | 392 | 3 | 1400 | 0 | 0 | 392 | 3 | 1400 | 0 | 0 | 392 | 3 | 1400 | 0 | 0 | 392 | 3 | 1400 | 0 | 0 | | | | | | | | | | |
| o | 510 | 4 | 1500 | 3 | 382 | 510 | 4 | 1500 | 3 | 382 | 510 | 4 | 1500 | 3 | 382 | 510 | 4 | 1500 | 3 | 382 | 510 | 4 | 1500 | 3 | 382 | 510 | 4 | 1500 | 3 | 382 | 510 | 4 | 1500 | 3 | 382 | | | | | | | | | | |
| n | 126 | 2 | 1700 | 0 | 0 | 126 | 2 | 1700 | 0 | 0 | 126 | 2 | 1700 | 0 | 0 | | | | | | | | | | | | | | | | | | | | | | | | | | | | | | |

Reno-Tahoe International Airport

Hourly schedule arrivals, departures, and related seats

Sample: 17th - 23rd February 2020

| | Monday | | | Tuesday | | | Wednesday | | | Thursday | | | Friday | | | Saturday | | | Sunday | | | | | | | | | | | |
|---|--------|-----|------|---------|-------|-------|-----------|------|------|----------|-------|-----|--------|-----|-------|----------|------|------|--------|-------|-------|-----|-------|-----|-------|-------|-------|------|-----|-------|
| | Seats | Arr | Time | Dep | Time | Dep | Seats | Arr | Time | Dep | Time | Dep | Seats | Arr | Time | Dep | Time | Dep | Seats | Arr | Time | Dep | Seats | Arr | Time | Dep | Seats | | | |
| A | 0 | 0 | 0 | 0 | 0 | 0 | 0 | 0 | 0 | 0 | 0 | 0 | 0 | 0 | 0 | 0 | 0 | 0 | 0 | 0 | 0 | 0 | 0 | 0 | 0 | 0 | 0 | 0 | | |
| i | 0 | 0 | 100 | 0 | 0 | 0 | 0 | 0 | 0 | 0 | 0 | 0 | 0 | 0 | 0 | 0 | 0 | 0 | 0 | 0 | 0 | 0 | 0 | 0 | 0 | 0 | 0 | 0 | | |
| r | 0 | 0 | 200 | 0 | 0 | 0 | 0 | 0 | 0 | 0 | 0 | 0 | 0 | 0 | 0 | 0 | 0 | 0 | 0 | 0 | 0 | 0 | 0 | 0 | 0 | 0 | 0 | 0 | | |
| P | 0 | 0 | 300 | 0 | 0 | 0 | 0 | 0 | 0 | 0 | 0 | 0 | 0 | 0 | 0 | 0 | 0 | 0 | 0 | 0 | 0 | 0 | 0 | 0 | 0 | 0 | 0 | 0 | | |
| o | 0 | 0 | 400 | 0 | 0 | 0 | 0 | 0 | 0 | 0 | 0 | 0 | 0 | 0 | 0 | 0 | 0 | 0 | 0 | 0 | 0 | 0 | 0 | 0 | 0 | 0 | 0 | 0 | | |
| r | 0 | 0 | 500 | 3 | 446 | 0 | 0 | 0 | 0 | 0 | 0 | 0 | 0 | 0 | 0 | 0 | 0 | 0 | 0 | 0 | 0 | 0 | 0 | 0 | 0 | 0 | 0 | 0 | | |
| t | 0 | 0 | 600 | 8 | 1,032 | 0 | 0 | 0 | 0 | 0 | 0 | 0 | 0 | 0 | 0 | 0 | 0 | 0 | 0 | 0 | 0 | 0 | 0 | 0 | 0 | 0 | 0 | 0 | | |
| A | 318 | 2 | 700 | 2 | 208 | 318 | 2 | 700 | 2 | 208 | 474 | 3 | 700 | 2 | 208 | 318 | 2 | 700 | 2 | 208 | 0 | 0 | 0 | 0 | 0 | 0 | 0 | 0 | 0 | |
| r | 295 | 3 | 800 | 3 | 461 | 295 | 3 | 800 | 3 | 461 | 295 | 3 | 800 | 3 | 461 | 295 | 3 | 800 | 3 | 461 | 295 | 3 | 800 | 3 | 800 | 3 | 800 | 3 | 474 | |
| P | 590 | 6 | 900 | 4 | 371 | 590 | 6 | 900 | 4 | 371 | 590 | 6 | 900 | 4 | 371 | 590 | 6 | 900 | 4 | 371 | 447 | 5 | 900 | 5 | 514 | 447 | 5 | 900 | 3 | 228 |
| o | 353 | 3 | 1000 | 5 | 421 | 353 | 3 | 1000 | 5 | 421 | 353 | 3 | 1000 | 5 | 421 | 353 | 3 | 1000 | 5 | 421 | 392 | 3 | 1000 | 4 | 304 | 392 | 3 | 1000 | 4 | 564 |
| r | 558 | 4 | 1100 | 3 | 446 | 558 | 4 | 1100 | 3 | 446 | 558 | 4 | 1100 | 3 | 446 | 558 | 4 | 1100 | 3 | 446 | 697 | 5 | 1100 | 2 | 316 | 697 | 5 | 1100 | 3 | 446 |
| T | 801 | 6 | 1200 | 3 | 398 | 801 | 6 | 1200 | 3 | 398 | 823 | 6 | 1200 | 3 | 398 | 823 | 6 | 1200 | 3 | 398 | 899 | 7 | 1200 | 5 | 697 | 899 | 7 | 1200 | 3 | 398 |
| o | 336 | 3 | 1300 | 6 | 655 | 336 | 3 | 1300 | 6 | 655 | 336 | 3 | 1300 | 6 | 655 | 336 | 3 | 1300 | 6 | 655 | 225 | 2 | 1300 | 8 | 949 | 225 | 2 | 1300 | 6 | 655 |
| t | 535 | 4 | 1400 | 1 | 143 | 535 | 4 | 1400 | 1 | 143 | 535 | 4 | 1400 | 1 | 143 | 535 | 4 | 1400 | 1 | 143 | 546 | 4 | 1500 | 2 | 193 | 546 | 4 | 1500 | 2 | 193 |
| a | 510 | 4 | 1500 | 4 | 349 | 510 | 4 | 1500 | 4 | 349 | 510 | 4 | 1500 | 4 | 349 | 510 | 4 | 1500 | 4 | 349 | 510 | 4 | 1500 | 4 | 535 | 510 | 4 | 1500 | 4 | 479 |
| i | 339 | 4 | 1700 | 3 | 388 | 339 | 4 | 1700 | 3 | 388 | 339 | 4 | 1700 | 3 | 388 | 339 | 4 | 1700 | 3 | 388 | 213 | 2 | 1800 | 4 | 546 | 213 | 2 | 1800 | 4 | 828 |
| s | 579 | 5 | 1800 | 4 | 339 | 579 | 5 | 1800 | 4 | 339 | 579 | 5 | 1800 | 4 | 339 | 579 | 5 | 1800 | 4 | 339 | 546 | 4 | 1800 | 2 | 193 | 546 | 4 | 1800 | 2 | 193 |
| | 219 | 2 | 1900 | 3 | 276 | 219 | 2 | 1900 | 3 | 276 | 219 | 2 | 1900 | 3 | 276 | 219 | 2 | 1900 | 3 | 276 | 76 | 1 | 1700 | 2 | 213 | 76 | 1 | 1700 | 2 | 213 |
| | 522 | 4 | 2000 | 3 | 295 | 522 | 4 | 2000 | 3 | 295 | 522 | 4 | 2000 | 3 | 295 | 522 | 4 | 2000 | 3 | 295 | 754 | 6 | 1800 | 2 | 126 | 754 | 6 | 1800 | 2 | 126 |
| | 1,192 | 9 | 2200 | 0 | 0 | 1,192 | 9 | 2200 | 0 | 0 | 1,141 | 9 | 2200 | 0 | 0 | 1,141 | 9 | 2200 | 0 | 0 | 490 | 4 | 2000 | 2 | 126 | 490 | 4 | 2000 | 2 | 126 |
| | 436 | 4 | 2300 | 3 | 405 | 436 | 4 | 2300 | 3 | 405 | 436 | 4 | 2300 | 3 | 405 | 436 | 4 | 2300 | 3 | 405 | 200 | 2 | 2300 | 2 | 316 | 200 | 2 | 2300 | 2 | 316 |
| | 8,114 | 67 | | 67 | 8,114 | 7,448 | 63 | | 63 | 7,410 | 7,807 | 65 | | 65 | 7,845 | 7,874 | 66 | | 66 | 8,085 | 6,724 | 56 | | 55 | 6,530 | 7,672 | 65 | | 66 | 7,856 |