



# Reno-Tahoe International Airport

## Passengers and Cargo Statistics Report

### May 2020



# U.S. DOMESTIC INDUSTRY OVERVIEW FOR MAY 2020

## Systemwide RNO Airlines Domestic Flights – year over year comparison

Number of Flights *:	Down 72.0%
Capacity of Seats *:	Down 72.7%
Crude Oil Average:	\$28.56 per barrel in May 2020 \$60.83 per barrel in May 2019

## RNO Overview for May 2020 – year over year comparison

Total Passengers:	Down 87.0%
Avg. Enplaned Load Factor:	29.5%, down 44.7 pts.
Actual Departures:	Down 70.9%
Actual Departing Seats:	Down 67.3%

*Source: Airline Activity and Performance Reports; \* Cirium Flight Schedules via Diio mi*

## MAY 2020 SUMMARY

Reno-Tahoe International Airport (RNO) served 46,015 passengers in May 2020, a decrease of 87.0% versus the same period last year. During the first five months of 2020, RNO served 942,807 passengers, a decrease of 45.1% when compared to the same period last year.

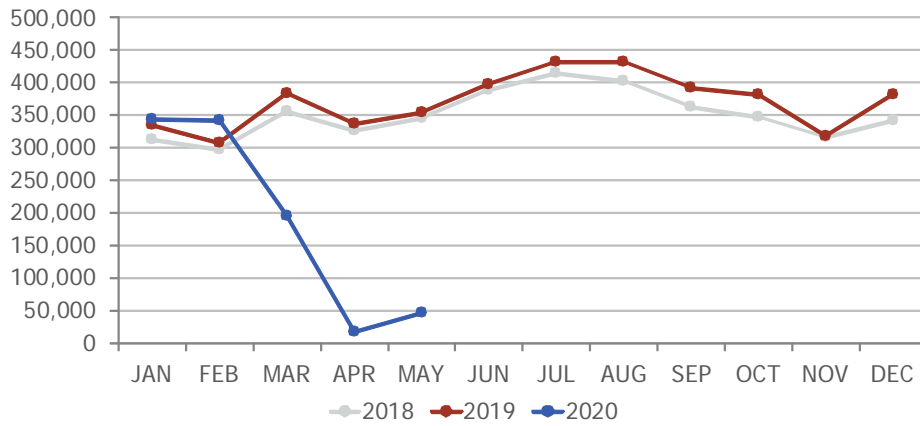
In May 2020, RNO was served by eight airlines providing 584 departures to 10 non-stop destinations. At RNO, total seat capacity decreased 67.3% and flights decreased 70.9% when compared to May 2019.

RNO handled 11,613,489 pounds of air cargo in May 2020, a decrease of 5.4% when compared to May 2019. During the first five months of 2020, RNO handled 55,335,706 pounds of air cargo, a decrease of 5.8% when compared to the same period last year.

wemoveyou

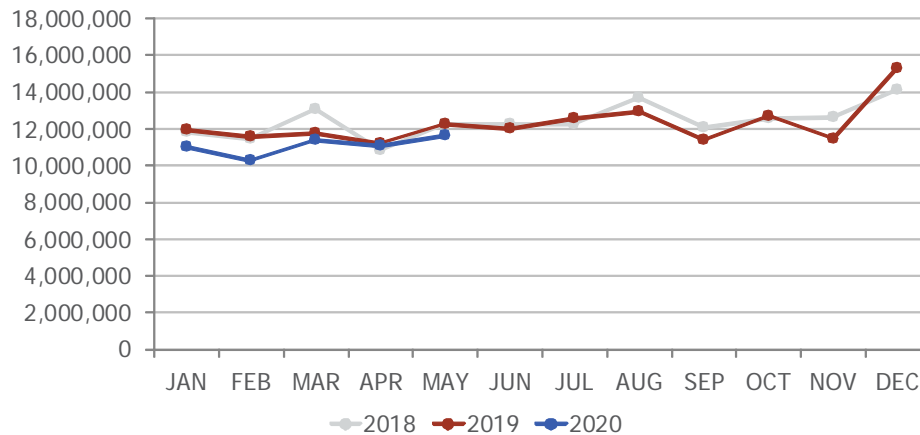


## Passengers



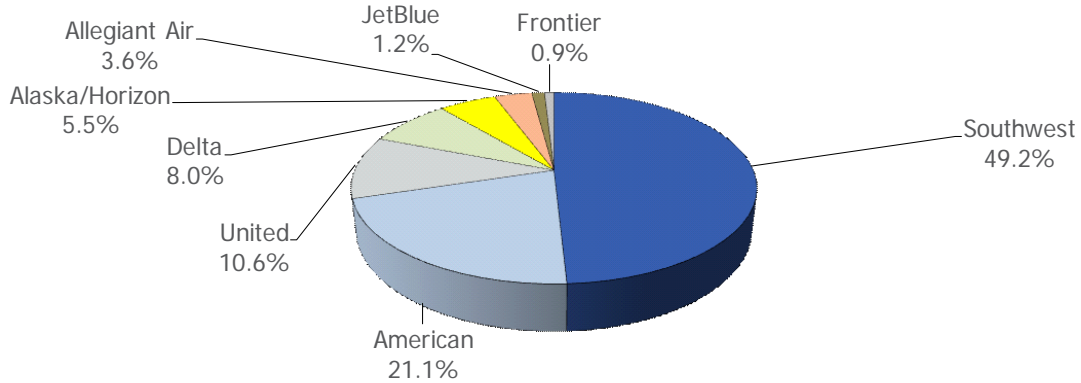
Total Passengers			
	May-20	May-19	Difference
Alaska/Horizon	2,512	33,323	-92.5%
Allegiant Air	1,648	7,951	-79.3%
American	9,730	70,270	-86.2%
Delta	3,660	25,912	-85.9%
Frontier	418	3,120	-86.6%
JetBlue	557	11,480	-95.1%
Southwest	22,619	145,579	-84.5%
United	4,871	52,197	-90.7%
Volaris	0	3,878	

## Cargo



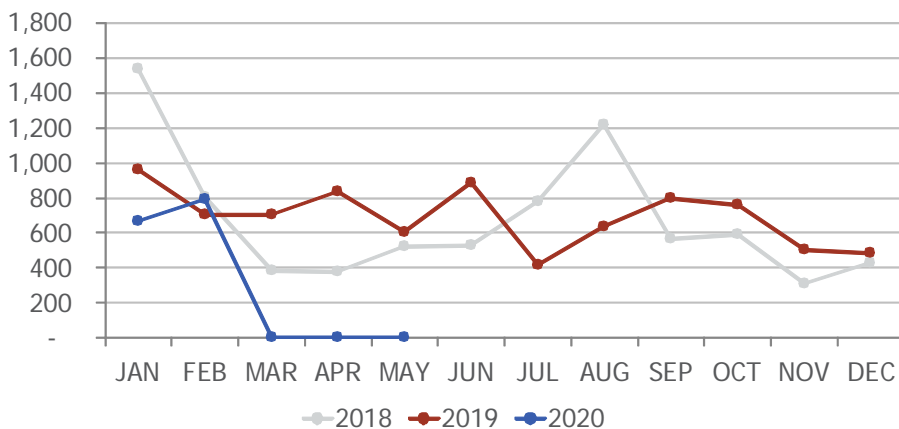
In May 2020, DHL cargo tonnage was up 4.0% when compared to May 2019. UPS was down 13.1% and FedEx was down 2.4% during the same period.

## AIRLINE MARKET SHARE (passengers)



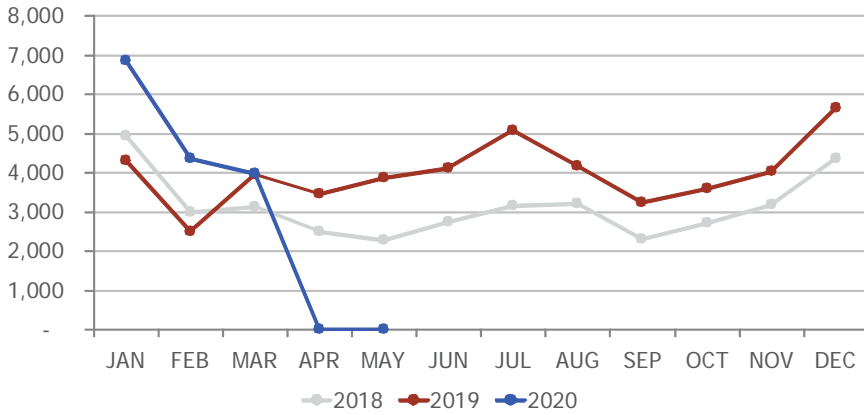
Airline Market Share			
	May-20	May-19	YOY Change
Alaska/Horizon	5.5%	9.4%	(3.9)
Allegiant Air	3.6%	2.2%	1.3
American	21.1%	19.8%	1.3
Delta	8.0%	7.3%	0.6
Frontier	0.9%	0.9%	0.0
JetBlue	1.2%	3.2%	(2.0)
Southwest	49.2%	41.1%	8.1
United	10.6%	14.7%	(4.1)
Volaris	n/a	1.1%	n/a
Others	0.0%	0.2%	(0.2)

## TOTAL CHARTER PASSENGERS



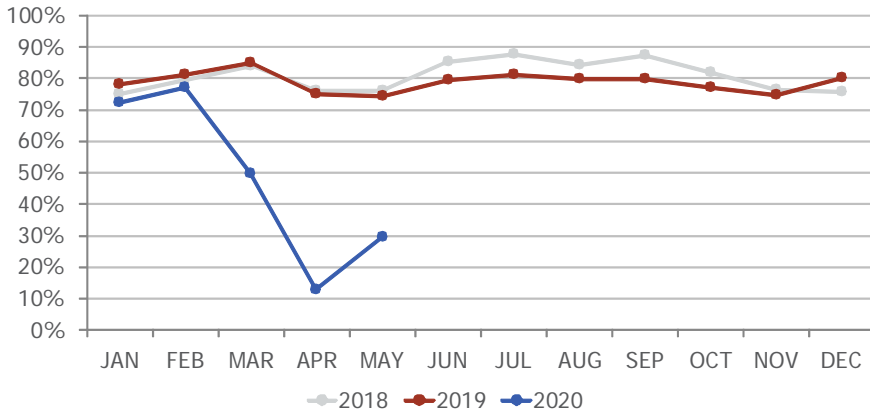
There was no charter activity during May 2020.

## TOTAL INTERNATIONAL PASSENGERS

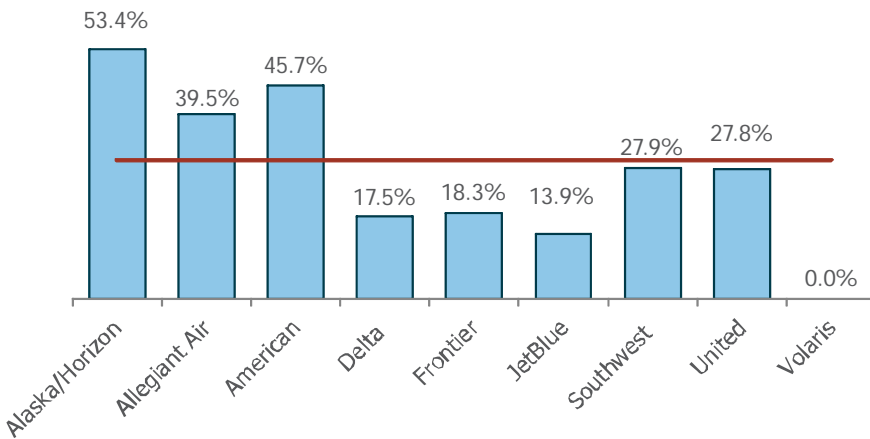


There was no international passenger activity at RNO in May 2020.

## AVERAGE ENPLANED LOAD FACTOR

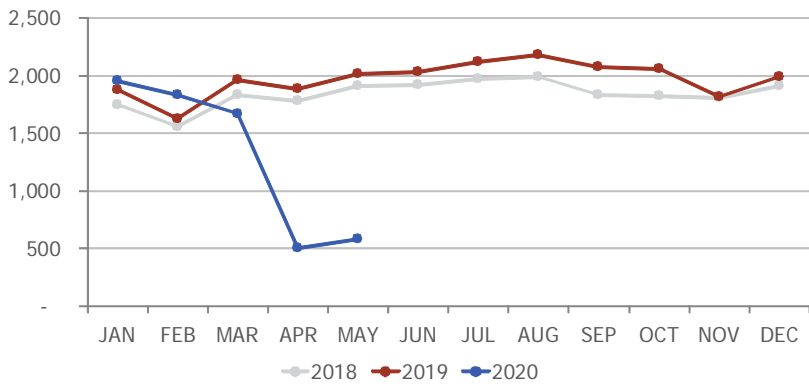


In May 2020, the average enplaned load factor at RNO was 29.5%, a decrease of 44.7 pts. versus May 2019.



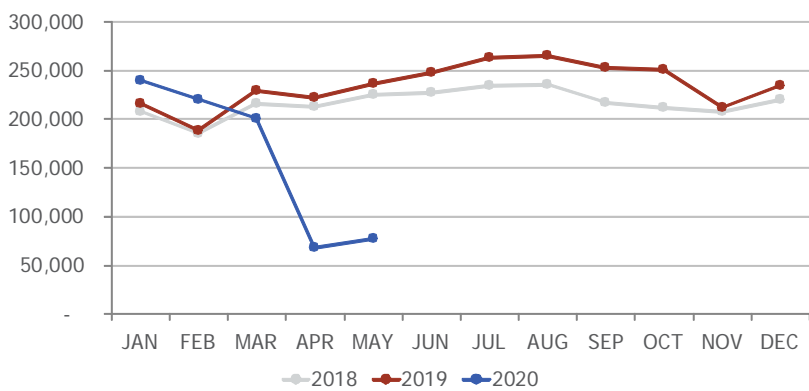
Red horizontal line represents the average enplaned load factor.

## DEPARTURES



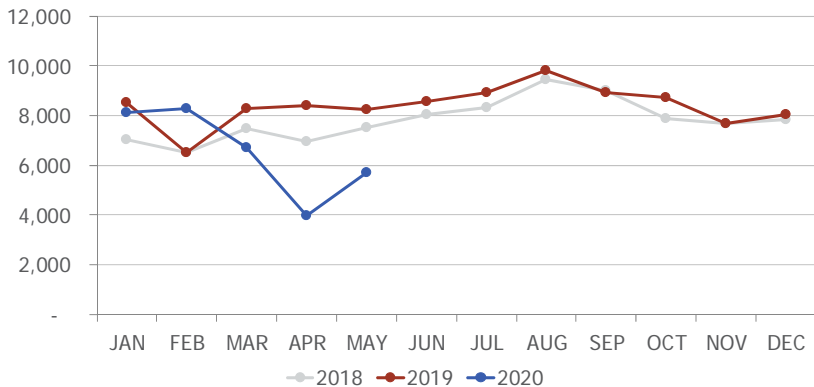
In May 2020, RNO handled 584 departures on eight commercial airlines, a decrease of 70.9% when compared to May 2019.

## DEPARTING SEATS



In May 2020, RNO offered 77,268 departing seats, a decrease of 67.3% when compared to May 2019.

## TOTAL OPERATIONS



A total of 5,724 operations were handled at RNO in May 2020, a decrease of 30.6% when compared to May 2019. Total operations include: Air Carrier, Air Taxi, General Aviation and Military operations as reported by the FAA.

wemoveyou



# Flight Schedule

## Alaska Airlines

- Starting July 1, 2020, Alaska Airlines will increase non-stop flights between RNO and Seattle (SEA) from twice a day to four times a day.
- The non-stop flights between RNO and Portland (PDX) will return on July 1, 2020, as a daily service.
- The airline eliminated non-stop flights between RNO and San Jose (SJC). This elimination was not related to COVID-19.

## Allegiant Air

- Allegiant Air offers non-stop flights between RNO and Las Vegas (LAS) on Saturdays only.

## American Airlines

- Starting July 9, 2020, American Airlines will increase non-stop flights between RNO and Dallas (DFW) from twice a day to three times a day.
- Starting July 9, 2020, American Airlines will offer four days a week service between RNO and Chicago (ORD) (Monday, Thursday, Friday and Sunday).
- Starting July 8, 2020, the airline will increase non-stop flight between RNO and Phoenix (PHX) from once a day to twice a day.
- The airline suspended non-stop flights from RNO to Los Angeles (LAX) due to COVID-19.

## Delta Air Lines

- Starting July 2, 2020, Delta Air Lines will increase non-stop flights between RNO and Salt Lake City (SLC) from twice a day to three times a day.
- The airline suspended non-stop flights between RNO and Atlanta (ATL) due to COVID-19.
- The non-stop seasonal flights between RNO and Minneapolis (MSP) will not return this summer due to COVID-19.

## Frontier Airlines

- Frontier Airlines offers non-stop flights between RNO and LAS twice a week (Friday and Sunday). The airline will temporarily suspend this flight on June 21, 2020.
- The non-stop seasonal flight between RNO and Denver (DEN) returns on June 26, 2020, as a Friday only service.

wemoveyou



# Flight Schedule

## JetBlue Airways

- JetBlue offers non-stop flights between RNO and Long Beach (LGB) three times a week (Monday, Friday and Sunday). Starting July 1, 2020, the airline will offer four days a week service on this route (Thursday, Friday, Saturday and Sunday).
- The airline suspended non-stop flights between RNO and New York City (JFK) due to COVID-19.

## Southwest Airlines

- Starting July 5, 2020, Southwest Airlines will increase non-stop flights between RNO and DEN from once a day to twice a day.
- Starting June 21, 2020, Southwest Airlines will increase non-stop flights between RNO and PHX from once a day to twice a day.
- Southwest Airline offers non-stop flights from RNO to the following airports/cities:
  - LAS five times a day
  - LAX once a day
  - San Diego (SAN) once a day
- The airline suspended non-stop flights from RNO to Dallas (DAL), Chicago (MDW), Oakland (OAK) and SJC due to COVID-19.

## United Airlines

- United Airlines offers non-stop flights from RNO and DEN twice a day.
- United Airlines offers non-stop flights from RNO and San Francisco (SFO) twice a day.
- The non-stop flights between RNO and LAX returns on July 6, 2020, as a daily service.
- The airline suspended non-stop flights from RNO to Houston (IAH) and ORD due to COVID-19.

## Volaris

- In May 2020, Volaris temporarily suspended non-stop flights between RNO and Guadalajara (GDL) due to COVID-19.

wemoveyou





Total Passengers May-20					
	Passengers		% Diff.	Passengers	
	Jul-05	Jul-05		Jul-05	% Diff.
JAN	312,125	335,095	7.4%	342,796	2.3%
FEB	296,726	306,800	3.4%	341,935	11.5%
MAR	356,112	383,215	7.6%	194,796	-49.2%
<b>1st QTR</b>	<b>964,963</b>	<b>1,025,110</b>	<b>6.2%</b>	<b>879,527</b>	<b>-14.2%</b>
APR	325,428	337,062	3.6%	17,265	-94.9%
MAY	345,740	354,311	2.5%	46,015	-87.0%
JUN	389,103	397,211	2.1%		
<b>2nd QTR</b>	<b>1,060,271</b>	<b>1,088,584</b>	<b>2.7%</b>	<b>63,280</b>	
JUL	414,529	432,188	4.3%		
AUG	402,794	431,640	7.2%		
SEP	362,831	392,353	8.1%		
<b>3rd QTR</b>	<b>1,180,154</b>	<b>1,256,181</b>	<b>6.4%</b>	<b>0</b>	
OCT	347,591	380,879	9.6%		
NOV	315,833	318,022	0.7%		
DEC	341,283	381,897	11.9%		
<b>4th QTR</b>	<b>1,004,707</b>	<b>1,080,798</b>	<b>7.6%</b>	<b>0</b>	
<b>TOTAL</b>	<b>4,210,095</b>	<b>4,450,673</b>	<b>5.7%</b>		
<b>YTD</b>		<b>1,716,483</b>		<b>942,807</b>	<b>-45.1%</b>

Total Enplaned Passengers May-20				
Month	Jul-05	Jul-05	Jul-05	% Diff.
JAN	156,747	168,909	172,452	2.1%
FEB	147,568	152,933	170,067	11.2%
MAR	181,141	195,310	99,986	-48.8%
APR	161,913	166,676	8,690	-94.8%
MAY	171,430	175,621	22,807	-87.0%
JUN	193,777	197,397		
JUL	205,174	213,326		
AUG	198,874	211,958		
SEP	189,886	202,280		
OCT	174,084	193,859		
NOV	158,100	158,558		
DEC	166,795	187,914		
<b>TOTAL</b>	<b>2,105,489</b>	<b>2,224,741</b>	<b>474,002</b>	
<b>YTD Total</b>		<b>859,449</b>	<b>474,002</b>	<b>-44.8%</b>

Total Deplaned Passengers				
Month	Jul-05	Jul-05	Jul-05	% Diff.
JAN	155,378	166,186	170,344	2.5%
FEB	149,158	153,867	171,868	11.7%
MAR	174,971	187,905	94,810	-49.5%
APR	163,515	170,386	8,575	-95.0%
MAY	174,310	178,690	23,208	-87.0%
JUN	195,326	199,814		
JUL	209,355	218,862		
AUG	203,920	219,682		
SEP	172,945	190,073		
OCT	173,507	187,020		
NOV	157,733	159,464		
DEC	174,488	193,983		
<b>TOTAL</b>	<b>2,104,606</b>	<b>2,225,932</b>	<b>468,805</b>	
<b>YTD Total</b>		<b>857,034</b>	<b>468,805</b>	<b>-45.3%</b>

Total Cargo May-20						
	Cargo in Pounds		% Diff.	Jul-05		% Diff.
	Jul-05	Jul-05		Pounds	Metric Tons	
JAN	11,795,775	11,940,830	1.2%	11,008,444	4,992	-7.8%
FEB	11,417,480	11,559,065	1.2%	10,266,728	4,656	-11.2%
MAR	13,053,097	11,770,662	-9.8%	11,356,256	5,150	-3.5%
<b>1st QTR</b>	<b>36,266,352</b>	<b>35,270,557</b>	<b>-2.7%</b>	<b>32,631,428</b>	<b>14,799</b>	<b>-7.5%</b>
APR	10,826,085	11,208,216	3.5%	11,090,789	5,030	-1.0%
MAY	12,245,815	12,273,193	0.2%	11,613,489	5,267	-5.4%
JUN	12,225,509	11,988,693	-1.9%			
<b>2nd QTR</b>	<b>35,297,409</b>	<b>35,470,102</b>	<b>0.5%</b>	<b>22,704,278</b>	<b>10,297</b>	<b>-36.0%</b>
JUL	12,233,364	12,537,938	2.5%			
AUG	13,689,777	12,909,571	-5.7%			
SEP	12,052,727	11,350,614	-5.8%			
<b>3rd QTR</b>	<b>37,975,868</b>	<b>36,798,123</b>	<b>-3.1%</b>	<b>0</b>		
OCT	12,548,739	12,662,270	0.9%			
NOV	12,645,887	11,428,318	-9.6%			
DEC	14,128,422	15,270,324	8.1%			
<b>4th QTR</b>	<b>39,323,048</b>	<b>39,360,912</b>	<b>0.1%</b>	<b>0</b>		
<b>TOTAL</b>	<b>148,862,677</b>	<b>146,899,694</b>	<b>-1.3%</b>			
<b>YTD</b>		<b>58,751,966</b>		<b>55,335,706</b>	<b>25,096</b>	<b>-5.8%</b>

Enplaned Passengers & Load Factor				
Airline	Enplaned PAX	May-20	May-19	Diff.
Alaska/Horizon	1,259	53.4%	76.8%	-23.4
Allegiant Air	801	39.5%	87.9%	-48.4
American	4,771	45.7%	79.6%	-33.9
Delta	1,738	17.5%	82.4%	-65.0
Frontier	231	18.3%	95.2%	-76.9
JetBlue	291	13.9%	78.8%	-64.9
Southwest	11,261	27.9%	68.3%	-40.3
United	2,455	27.8%	77.5%	-49.7
Volaris	0	n/a	67.9%	n/a

wemoveyou

