



**Finance Committee**  
Date: Wednesday November 29th, 2023  
Time: 2:00pm  
Location: 100 N Lake Blvd. Tahoe City 96145

Each teleconference location is open to the public and any member of the public has an opportunity to address the Finance Committee from a teleconference location in the same manner as if that person attended the meeting location at 100 N Lake Blvd., Tahoe City, CA 96145

**Committee Members:**

**Chair: Dan Tester**, Granite Peak Management | **Treasurer: Jim Phelan**, Tahoe City Marina  
**Harry Hirsch**, Homewood Mountain Club | **David Brown**, CPA | Amy Wood, Tahoe Dave's  
**Placer County Representative: Stephanie Holloway**

---

**Instruction for Public Participation:**

Members of the public may attend the Zoom teleconference by telephone, computer or mobile device. To participate via Join Zoom

<https://us02web.zoom.us/j/86529477924?pwd=WUlx1M4ekZl3WlUM24xK29YQT09>

as authorized by AB 361

Meeting ID: 865 2947 7924

Passcode: 059912

Dial by your location

+1 669 900 9128 US (San Jose)

*If you wish to make a public comment, use the "Raise Hand" feature in Zoom or \*9 on your telephone. You will be called upon and unmuted when it is your turn to provide comment. Comments must be 3 minutes or less and limited to one comment per item. Teleconference participation via Zoom is not guaranteed and can be disrupted by technical difficulties. If members of the public wish to be guaranteed the ability to observe/make public comments, they should attend in-person.*

**AGENDA**

- |           |    |   |
|-----------|----|---|
| 2:00 p.m. | 1. | Call to Order – Establish Quorum  |
| 2:05 a.m. | 2. | Public Forum-Any person wishing to address the Board of Directors on items of interest to the Board not listed on the agenda may do so at this time. It is requested that comments be limited to three minutes since no action may be taken by the Board on items addressed under Public Forum. |
| 2:10 p.m. | 3. | <b>Agenda Amendments and Approval</b>   |
| 2:15 p.m. | 4. | <b>Approval of Finance Committee Meeting Minutes from October 25th, 2023</b>  |
|           | 5. | Review and Approval of Preliminary Financials: <ul style="list-style-type: none"><li>a) Review Staff Report of Financial Performance</li><li><b>b) NLTRA 10/31/23 Financials Review (Motion)</b></li><li>c) NLTMC 10/31/23 Financial Review</li></ul>   |

- |           |     |   |
|-----------|-----|---|
| 2:35 p.m. | 7.  | CEO Expense Report<br>a) October 2023                               |
| 2:40 p.m. | 8.  | Items for Committee Review, Discussion/or Recommendations           |
|           | 9.  | Agenda Input for Next Finance Committee Meeting & Next Meeting Date |
|           | 10. | Committee Member Comments   |
| 2:45 p.m. | 11. | Adjournment   |



11/29/2023

To: North Tahoe Community Alliance (NTCA) Finance Committee

From: Derek Vaughan, Controller

RE: Report on Financial Results for October 31,2023

---

### Summary of preliminary NTCA financial results for October 31, 2023

- Accounts Receivable TBID –This account balance increased over \$370k from the previous month reflecting the difference in revenue recorded vs cash collected.
- Accounts Receivable Membership Dues – current amounts due
- Prepaid Expenses – prepayments for video and photo productions and annual subscriptions
- Operating Lease Right-of-Use Asset – This asset account along with Operating Lease Liability accounts are results from the new lease reporting requirements issued under Accounting Standard Update 842. Under this standard, leases longer than 12 months must be reflected on a companies balance sheet.
- Accounts Payable Other - TBID members that are due refunds, these funds will be returned once the current TBID member welcome package is delivered
- Accrued Expenses – Health insurance MLR rebate, we are currently reviewing the proper distribution of these funds
- Unrestricted Net Assets – This is a combination of \$5.9k net book value of our fixed assets at the end of fiscal year 21/22 less the \$7.5k carryover deficit balance from Chamber activities not funded by TBID dollars
- Revenues – Revenue collected so far for the first quarter 23/24 is \$1.55m, an additional \$500k is projected to be collected for Q1. The total revenue collected for the previous year’s first quarter was \$2.08m. TOT collections for Q1 are similar to the previous year.
- Retail Revenue – Strong first quarter sales continue to contribute to our overall increase over budget
- Revenue – Other – YTD \$705 is from Marketing advertising. Budget reflects our total Management fee received from Placer County allocated over 12 months per our 5 year agreement
- Salaries & Wages – there were two pay periods in October
- Rent & utilities – Budget includes the anticipated rent for a new Kings Beach location. Actuals include a year-to-date true up for the new leasing standards
- Event Sponsorships – \$2.5k for the support of Lake Tahoe Dance school, \$90k for Tahoe City downtown Association

- Special Events – Grants supporting Tahoe City including flower basket grant
- NLTMC Contributions – The approved 23/24 budget from NTCA made available \$1.5m in contributions to the Marketing CO-OP. Since then, the two organizations agreed upon contributions totaling \$1.44m, so actual contributions will be less than budget for this fiscal year
- Chamber activities – \$5,425 for our open house in North Lake Tahoe Events Center

**Summary of preliminary NLTMC financial results for October 31, 2023**

- The net income for the first quarter of 23/24 is -\$129k verse -\$220k for budget

**North Tahoe Community Alliance**

Preliminary

Financial Statements for the Period Ending

October 31, 2023

# Balance Sheet - PY Comparison

North Lake Tahoe Resort  
Association

For the Four Months Ending Tuesday, October 31, 2023

1 of 2  
11/22/2023  
3:35 PM

	YTD		
	Oct 2023	Oct 2022	Variance
	2023	2022	
<b>Current Assets</b>			
Cash - TBID Disbursements	625,983	3,585,276	2,959,292
Cash - TBID Funding	2,261,163	2,405,293	144,130
Payroll	108,447	0	(108,447)
Money Market	3,013,315	0	(3,013,315)
Cash Flow Reserve	101,341	101,077	(264)
Marketing Reserve	50,471	50,386	(85)
Payroll Reserve	45,966	46,633	667
Cash in Drawer	3,082	4,633	1,551
Petty Cash	136	158	22
Accounts Receivable	0	5,000	5,000
Accounts Receivable - TBID	1,427,943	1,893,744	465,801
Accounts Receivable - Membership Dues	3,775	44,155	40,380
Accounts Receivable - Membership Activities	0	470	470
Allowance for Doubtful Accounts	(920)	(794)	125
Accounts Receivable - NLTMC	0	965	965
Accounts Receivable - Other	0	11,518	11,518
Inventory Asset	29,337	23,388	(5,949)
Gift Cards Outstanding	0	18	18
Prepaid Expenses	43,152	20,004	(23,148)
Prepaid Postage	100	100	0
Prepaid Insurance	1,836	2,754	918
Deposits	0	1,672	1,672
<b>Total Current Assets</b>	<b>7,715,127</b>	<b>8,196,449</b>	<b>481,322</b>
<b>Fixed Assets</b>			
Furniture & Fixtures	37,060	43,330	6,270
Accumulated Depreciation - Furnitures & Fixtures	(37,060)	(43,330)	(6,270)
Computer Equipment	43,884	11,013	(32,872)
Accumulated Depreciation - Computer Equipment	(2,563)	(5,208)	(2,645)
Computer Software	6,206	6,206	0
Accumulated Depreciation - Computer Software	(6,206)	(6,206)	0
Leasehold Improvements	24,284	24,284	0
Accumulated Depreciation - Leasehold Improvements	(24,284)	(24,284)	0
Operating Lease Right-of-Use Asset	572,224	0	(572,224)
<b>Total Fixed Assets</b>	<b>613,545</b>	<b>5,805</b>	<b>(607,740)</b>
<b>Total Assets</b>	<b>\$8,328,672</b>	<b>\$8,202,255</b>	<b>(\$126,417)</b>
<b>Liabilities</b>			
<b>Current Liabilities</b>			
Accounts Payable	124,384	218,947	(94,564)
Accounts Payable - Other	23,835	23,835	0
Salaries & Wages Payable	0	8,558	(8,558)
Incentives Payable	0	56,491	(56,491)
PTO Payable	0	35,798	(35,798)
401k Payable	0	1,391	(1,391)
Employer Tax Payable	0	4,090	(4,090)
Retail Payable	10,299	6,603	3,696
Accrued Expenses	1,460	72,917	(71,457)
Deferred Revenue - Membership Dues	4,817	17,525	(12,708)
Deferred Revenue - TMBC	0	1,290	(1,290)
Due To/From BOTW CC	0	(18,251)	18,251
Due To/From County	0	1,354,307	(1,354,307)
Operating Lease Liability	154,076	0	154,076
<i>Suspense (may include rounding)</i>	<i>(236)</i>	<i>(17,602)</i>	<i>17,366</i>
<b>Total Current Liabilities</b>	<b>318,635</b>	<b>1,765,899</b>	<b>1,447,264</b>
Sales Tax Payable	0	274	(274)
Use Tax Payable	0	25	(25)
<b>Total Tax Payable</b>	<b>0</b>	<b>299</b>	<b>299</b>
<b>Long-Term Liabilities</b>			
Operating Lease Liability	434,140	0	434,140
<b>Total Long Term Liabilities</b>	<b>434,140</b>	<b>0</b>	<b>(434,140)</b>
<b>Total Liabilities</b>	<b>752,775</b>	<b>1,766,198</b>	<b>1,013,423</b>
Unrestricted Net Assets	(1,551)	17,493	(19,044)
TBID Reserve	7,372,616	4,884,687	2,487,929
Net Income	204,832	1,533,877	(1,329,045)
<b>Total Equity</b>	<b>7,575,897</b>	<b>6,436,057</b>	<b>(1,139,840)</b>

# Balance Sheet - PY Comparison

North Lake Tahoe Resort  
Association

For the Four Months Ending Tuesday, October 31, 2023

2 of 2  
11/22/2023  
3:35 PM

	YTD		
	Oct 2023	Oct 2022	
	2023	2022	Variance
<b>Liabilities &amp; Shareholder Equity</b>	<b><u>\$8,328,672</u></b>	<b><u>\$8,202,255</u></b>	<b><u>(\$126,417)</u></b>

**HISTORICAL AGED TRIAL BALANCE**  
 North Lake Tahoe Resort Association  
 Payables Management

Ranges:  
 Vendor ID: First - Last  
 Class ID: First - Last  
 Payment Priority: First - Last  
 Vendor Name: First - Last  
 User-Defined 1: First - Last  
 Posting Date: First - 10/31/2023  
 Document Number: First - Last

Print Option: SUMMARY  
 Aged By: Document Date  
 Aging Date: 10/31/2023  
 Exclude: Zero Balance, No Activity, Unposted Applied Credit Documents, Multicurrency Info  
 Sorted By: Vendor ID  
 Due Date  
 Print Currency In: Functional (Z-US\$)

Vendor ID	Name	Class ID	User-Defined 1:				
			Due	Current Period	31 - 60 Days	61 - 90 Days	91 and Over
101.5 TRUCKEE T	101.5 Truckee Tahoe Radio*	PRIMARY					
Voucher(s): 7	<b>Aged Totals:</b>		\$450.00	\$450.00	\$0.00	\$0.00	\$0.00
AT & T*	AT & T*	PRIMARY					
Voucher(s): 33	<b>Aged Totals:</b>		\$249.01	\$249.01	\$0.00	\$0.00	\$0.00
COLONIAL LIFE	Colonial Life						
Voucher(s): 4	<b>Aged Totals:</b>		\$603.44	\$603.44	\$0.00	\$0.00	\$0.00
JOHNSON CONTROL	Johnson Controls Fire Protection LP	PRIMARY					
Voucher(s): 29	<b>Aged Totals:</b>		\$86.75	\$86.75	\$0.00	\$0.00	\$0.00
KAHN	Kahn Investment Company	PRIMARY					
Voucher(s): 29	<b>Aged Totals:</b>		\$13,850.00	\$13,850.00	\$0.00	\$0.00	\$0.00
LIBERTY UNIT 2	Liberty Utilities (UNIT 2 -- TABLE B) up						
Voucher(s): 14	<b>Aged Totals:</b>		\$295.94	\$295.94	\$0.00	\$0.00	\$0.00
LIBERTY UTILITI	Liberty Utilities (UNIT 5/6 -- TABLE B)	PRIMARY					
Voucher(s): 53	<b>Aged Totals:</b>		\$441.20	\$441.20	\$0.00	\$0.00	\$0.00
MARKEL	MARKEL INSURANCE COMPANY						
Voucher(s): 11	<b>Aged Totals:</b>		\$723.00	\$723.00	\$0.00	\$0.00	\$0.00
OFFICE BOSS	The Office Boss*	PRIMARY					
Voucher(s): 52	<b>Aged Totals:</b>		\$128.92	\$128.92	\$0.00	\$0.00	\$0.00
PORTER SIMON*	Porter Simon*	PRIMARY					
Voucher(s): 29	<b>Aged Totals:</b>		\$600.00	\$600.00	\$0.00	\$0.00	\$0.00
SEC LOCK&ALARM	Security Lock and Alarm, Inc.	PRIMARY					
Voucher(s): 15	<b>Aged Totals:</b>		\$151.50	\$151.50	\$0.00	\$0.00	\$0.00
STICKER PACK	Sticker Pack	PRIMARY					
Voucher(s): 14	<b>Aged Totals:</b>		\$467.00	\$467.00	\$0.00	\$0.00	\$0.00
TCDA	Tahoe City Downtown Association*	PRIMARY					
Voucher(s): 27	<b>Aged Totals:</b>		\$105,270.00	\$105,270.00	\$0.00	\$0.00	\$0.00
TTSD	Tahoe Truckee Sierra Disposal*	PRIMARY					
Voucher(s): 25	<b>Aged Totals:</b>		\$509.85	\$509.85	\$0.00	\$0.00	\$0.00
UBEO	UBEO formerly RAY MORGAN						
Voucher(s): 13	<b>Aged Totals:</b>		\$158.42	\$158.42	\$0.00	\$0.00	\$0.00
WELSS FARGO	Wells Fargo Financial Leasing	PRIMARY					



# HISTORICAL AGED TRIAL BALANCE

North Lake Tahoe Resort Association

		<u>Due</u>	<u>Current Period</u>	<u>31 - 60 Days</u>	<u>61 - 90 Days</u>	<u>91 and Over</u>
Voucher(s): 31	<b>Aged Totals:</b>	\$398.58	\$398.58	\$0.00	\$0.00	\$0.00
<hr/>						
	<u>Vendors</u>	<u>Due</u>	<u>Current Period</u>	<u>31 - 60 Days</u>	<u>61 - 90 Days</u>	<u>91 and Over</u>
<b>Vendor Totals:</b>	16	\$124,383.61	\$124,383.61	\$0.00	\$0.00	\$0.00

# PL - Budget vs Actual

North Lake Tahoe Resort Association  
NLTRA:SUMMARY Summary of All Units

1 of 13  
11/22/2023  
4:29 PM

	Oct 2023		Variance	Prior...	Fiscal 2023/234 YTD		Variance	Prior...
	Actual	Budget			Actual	Budget		
<b>Revenues</b>								
Revenues	42,550	42,550	0	1,241,37	1,721,829	1,721,829	0	2,414,86
Chamber Revenue -...	1,117	2,083	(966)	6,000	6,948	8,333	(1,385)	24,058
Retail Revenue	5,042	2,600	2,442	8,134	61,546	10,400	51,146	44,856
Revenue - Other	0	12,500	(12,500)	0	705	50,000	(49,295)	0
Revenue - Interest &...	2,613	0	2,613	0	3,427	0	3,427	0
<b>Total Revenues</b>	<b>51,322</b>	<b>59,733</b>	<b>(8,411)</b>	<b>1,255,</b>	<b>1,794,455</b>	<b>1,790,56</b>	<b>3,893</b>	<b>2,483,</b>
<b>Cost of Goods...</b>	<b>2,547</b>	<b>0</b>	<b>2,547</b>	<b>4,406</b>	<b>29,970</b>	<b>0</b>	<b>29,970</b>	<b>22,150</b>
Freight & Shipping C...	6	0	6	0	663	0	663	236
POS Inventory Adjus...	0	0	0	0	0	0	0	13
Artist of the Month -...	819	0	819	0	819	0	819	524
<b>Total Cost of G...</b>	<b>3,372</b>	<b>0</b>	<b>3,372</b>	<b>4,406</b>	<b>31,452</b>	<b>0</b>	<b>31,452</b>	<b>22,923</b>
<b>Gross Profit</b>	<b>47,950</b>	<b>59,733</b>	<b>(11,783)</b>	<b>1,251,</b>	<b>1,763,003</b>	<b>1,790,56</b>	<b>(27,559)</b>	<b>2,460,</b>
<b>Operating Exp...</b>								
Salaries & Wage Exp...	148,805	177,948	(29,143)	80,035	566,164	711,791	(145,628)	347,705
Rent & Utilities	17,514	27,337	(9,822)	14,747	65,075	109,346	(44,271)	58,311
Repairs & Maintenan...	325	3,249	(2,924)	325	3,643	12,997	(9,354)	2,908
Telephone & Internet	995	962	32	217	5,696	3,849	1,847	2,350
Supplies & Mail	4,031	2,964	1,067	7,355	22,363	11,856	10,507	23,783
Taxes, Licenses, Fees	6,150	12,328	(6,178)	1,319	15,795	49,312	(33,517)	13,048
Credit Card Fees	210	0	210	0	739	0	739	314
Dues & Subscriptions	4,430	1,803	2,627	1,768	14,043	7,211	6,832	4,352
Insurance/Bonding	959	1,300	(341)	2,321	3,873	5,200	(1,327)	2,627
Associate Relations	0	0	0	36	0	0	0	830
Staff Expenses	271	2,990	(2,719)	116	6,808	11,960	(5,152)	4,627
Board Functions	1,643	2,080	(437)	2,515	13,673	8,320	5,353	8,727
Professional Fees	2,549	12,047	(9,498)	1,404	51,990	48,187	3,804	29,301
Professional Fees -...	600	0	600	4,385	5,850	0	5,850	4,685
Professional Fees -...	0	0	0	1,075	306	0	306	6,625
Equipment Support...	4,764	0	4,764	2,199	16,823	0	16,823	10,465
Equipment Rental/Le...	0	0	0	0	0	0	0	629
Depreciation	239	0	239	0	869	0	869	153
Event Sponsorships	92,500	51,250	41,250	(21,500)	211,550	205,000	6,550	(21,000)
Special Event Partne...	15,270	0	15,270	1,250	15,770	0	15,770	1,250
Event Operations	0	33,333	(33,333)	0	0	133,332	(133,332)	0
NLTMC Contributions	32,848	34,217	(1,369)	32,848	328,438	342,123	(13,685)	328,438
Non-NLTMC Marketi...	3,600	48,742	(45,142)	9,150	22,396	194,967	(172,571)	26,250
In-Market/Tourism	6,769	8,333	(1,565)	0	30,625	33,333	(2,708)	22,923
Media/Collateral/Pro...	22,586	0	22,586	375	63,914	0	63,914	375
Business Assn Grant...	0	59,267	(59,267)	30,100	90,000	146,767	(56,767)	42,550
Housing Hub	0	0	0	0	2,660	0	2,660	0
Chamber Activities	5,425	0	5,425	0	5,425	0	5,425	0
Chamber Activities -...	0	0	0	3,550	0	0	0	4,750
Chamber Activities -...	0	0	0	0	450	0	450	0
Chamber Activities -...	134	0	134	0	(7,586)	0	(7,586)	0
<b>Total Operatin...</b>	<b>372,616</b>	<b>480,148</b>	<b>(107,532)</b>	<b>175,58</b>	<b>1,557,351</b>	<b>2,035,55</b>	<b>(478,199)</b>	<b>926,97</b>
<b>Net Operating I...</b>	<b>(324,667)</b>	<b>(420,415)</b>	<b>95,749</b>	<b>1,075,</b>	<b>205,652</b>	<b>(244,988)</b>	<b>450,640</b>	<b>1,533,</b>
<b>Other Expense...</b>								
Gain/Loss on Asset...	0	0	0	0	2,125	0	2,125	0
<b>Total Other Ex...</b>	<b>0</b>	<b>0</b>	<b>0</b>	<b>0</b>	<b>2,125</b>	<b>0</b>	<b>2,125</b>	<b>0</b>
<b>Net Income</b>	<b>(324,667)</b>	<b>(420,415)</b>	<b>95,749</b>	<b>1,075,</b>	<b>203,528</b>	<b>(244,988)</b>	<b>448,516</b>	<b>1,533,</b>

# PL - Budget vs Actual

North Lake Tahoe Resort Association  
NLTRA:01 Marketing

2 of 13  
11/22/2023  
4:29 PM

	Oct 2023		Variance	Prior...	Fiscal 2023/234 YTD		Variance	Prior...
	Actual	Budget			Actual	Budget		
<b>Revenues</b>								
Revenues	22,340	22,339	1	651,721	903,961	903,960	1	1,267,80
Revenue - Other	0	0	0	0	705	0	705	0
<b>Total Revenues</b>	<b>22,340</b>	<b>22,339</b>	<b>1</b>	<b>651,72</b>	<b>904,666</b>	<b>903,960</b>	<b>706</b>	<b>1,267,</b>
<b>Gross Profit</b>	<b>22,340</b>	<b>22,339</b>	<b>1</b>	<b>651,72</b>	<b>904,666</b>	<b>903,960</b>	<b>706</b>	<b>1,267,</b>
<b>Operating Exp...</b>								
Salaries & Wage Exp...	32,648	41,452	(8,804)	23,021	122,257	165,807	(43,549)	78,375
Rent & Utilities	2,841	3,149	(308)	2,378	10,373	12,596	(2,223)	9,391
Repairs & Maintenan...	0	2,500	(2,500)	0	0	10,000	(10,000)	0
Telephone & Internet	0	0	0	0	0	0	0	125
Supplies & Mail	0	633	(633)	0	693	2,531	(1,838)	134
Taxes, Licenses, Fees	0	0	0	0	65	0	65	0
Dues & Subscriptions	85	130	(45)	0	580	520	60	650
Associate Relations	0	0	0	36	0	0	0	63
Staff Expenses	(23)	277	(300)	0	(24)	1,109	(1,133)	0
Equipment Support...	0	0	0	0	84	0	84	0
Event Sponsorships	2,500	51,250	(48,750)	3,500	120,550	205,000	(84,450)	3,500
Special Event Partne...	0	0	0	1,250	0	0	0	1,250
Event Operations	0	33,333	(33,333)	0	0	133,332	(133,332)	0
NLTMC Contributions	32,848	34,217	(1,369)	32,848	328,438	342,123	(13,685)	328,438
Non-NLTMC Marketi...	3,600	48,742	(45,142)	0	22,396	194,967	(172,571)	17,100
In-Market/Tourism	6,769	8,333	(1,565)	0	30,625	33,333	(2,708)	10,287
Media/Collateral/Pro...	22,586	0	22,586	0	63,914	0	63,914	0
Housing Hub	0	0	0	0	2,660	0	2,660	0
Chamber Activities	5,425	0	5,425	0	5,425	0	5,425	0
Chamber Activities -...	0	0	0	0	450	0	450	0
Chamber Activities -...	134	0	134	0	134	0	134	0
Allocated Administrat...	30,138	20,840	9,298	43,689	247,836	83,362	164,474	215,412
<b>Total Operatin...</b>	<b>139,551</b>	<b>244,856</b>	<b>(105,305)</b>	<b>106,72</b>	<b>956,455</b>	<b>1,184,67</b>	<b>(228,224)</b>	<b>664,72</b>
<b>Net Operating I...</b>	<b>(117,211)</b>	<b>(222,517)</b>	<b>105,306</b>	<b>545,00</b>	<b>(51,789)</b>	<b>(280,719)</b>	<b>228,930</b>	<b>603,07</b>
<b>Other Expense...</b>								
<b>Net Income</b>	<b>(117,211)</b>	<b>(222,517)</b>	<b>105,306</b>	<b>545,00</b>	<b>(51,789)</b>	<b>(280,719)</b>	<b>228,930</b>	<b>603,07</b>

# PL - Budget vs Actual

North Lake Tahoe Resort Association  
NLTRA:02 Zone 1

3 of 13  
11/22/2023  
4:29 PM

	Oct 2023		Variance	Prior...	Fiscal 2023/234 YTD		Variance	Prior...
	Actual	Budget			Actual	Budget		
<b>Revenues</b>								
Revenues	6,297	6,297	0	183,723	254,830	254,831	(1)	357,400
<b>Total Revenues</b>	<b>6,297</b>	<b>6,297</b>	<b>0</b>	<b>183,72</b>	<b>254,830</b>	<b>254,831</b>	<b>(1)</b>	<b>357,40</b>
<b>Gross Profit</b>	<b>6,297</b>	<b>6,297</b>	<b>0</b>	<b>183,72</b>	<b>254,830</b>	<b>254,831</b>	<b>(1)</b>	<b>357,40</b>
<b>Operating Exp...</b>								
Salaries & Wage Exp...	4,654	5,440	(786)	1,546	16,748	21,759	(5,011)	6,277
Rent & Utilities	505	219	286	396	1,846	876	970	1,584
Supplies & Mail	0	147	(147)	0	0	589	(589)	134
Dues & Subscriptions	0	17	(17)	0	0	69	(69)	0
Staff Expenses	0	147	(147)	0	0	589	(589)	0
Event Sponsorships	72,000	0	72,000	(25,000)	73,000	0	73,000	(25,000)
Special Event Partne...	15,270	0	15,270	0	15,270	0	15,270	0
Business Assn Grant...	0	53,433	(53,433)	30,100	72,000	123,433	(51,433)	30,100
Allocated Administrat...	25,309	11,604	13,705	643	57,261	46,416	10,845	3,168
<b>Total Operatin...</b>	<b>117,738</b>	<b>71,008</b>	<b>46,730</b>	<b>7,684</b>	<b>236,125</b>	<b>193,733</b>	<b>42,392</b>	<b>16,263</b>
<b>Net Operating I...</b>	<b>(111,441)</b>	<b>(64,711)</b>	<b>(46,730)</b>	<b>176,03</b>	<b>18,705</b>	<b>61,098</b>	<b>(42,393)</b>	<b>341,13</b>
<b>Other Expense...</b>								
<b>Net Income</b>	<b>(111,441)</b>	<b>(64,711)</b>	<b>(46,730)</b>	<b>176,03</b>	<b>18,705</b>	<b>61,098</b>	<b>(42,393)</b>	<b>341,13</b>

# PL - Budget vs Actual

North Lake Tahoe Resort Association  
NLTRA:03 Visitors Center

4 of 13  
11/22/2023  
4:29 PM

	Oct 2023		Variance	Prior...	Fiscal 2023/234 YTD		Variance	Prior...
	Actual	Budget			Actual	Budget		
<b>Revenues</b>								
Revenues	3,106	3,106	0	90,620	125,695	125,693	2	176,285
Retail Revenue	5,042	2,600	2,442	8,134	61,546	10,400	51,146	44,856
<b>Total Revenues</b>	<b>8,148</b>	<b>5,706</b>	<b>2,442</b>	<b>98,754</b>	<b>187,241</b>	<b>136,093</b>	<b>51,148</b>	<b>221,14</b>
<b>Cost of Goods...</b>	<b>2,547</b>	<b>0</b>	<b>2,547</b>	<b>4,406</b>	<b>29,970</b>	<b>0</b>	<b>29,970</b>	<b>22,150</b>
Freight & Shipping C...	6	0	6	0	663	0	663	236
POS Inventory Adjus...	0	0	0	0	0	0	0	13
Artist of the Month -...	819	0	819	0	819	0	819	524
<b>Total Cost of G...</b>	<b>3,372</b>	<b>0</b>	<b>3,372</b>	<b>4,406</b>	<b>31,452</b>	<b>0</b>	<b>31,452</b>	<b>22,923</b>
<b>Gross Profit</b>	<b>4,776</b>	<b>5,706</b>	<b>(930)</b>	<b>94,348</b>	<b>155,789</b>	<b>136,093</b>	<b>19,696</b>	<b>198,21</b>
<b>Operating Exp...</b>								
Salaries & Wage Exp...	19,359	24,084	(4,725)	10,517	81,045	96,338	(15,293)	68,840
Rent & Utilities	8,190	18,579	(10,389)	6,824	29,605	74,315	(44,710)	27,060
Repairs & Maintenan...	0	383	(383)	0	0	1,532	(1,532)	0
Telephone & Internet	0	0	0	0	0	0	0	100
Supplies & Mail	1,283	494	789	0	3,845	1,976	1,869	680
Taxes, Licenses, Fees	4,096	0	4,096	0	4,506	0	4,506	0
Credit Card Fees	210	0	210	0	739	0	739	314
Dues & Subscriptions	0	17	(17)	0	0	69	(69)	0
Associate Relations	0	0	0	0	0	0	0	118
Staff Expenses	0	373	(373)	0	0	1,491	(1,491)	0
Equipment Rental/Le...	0	0	0	0	0	0	0	139
Allocated Administrat...	9,074	3,110	5,964	7,383	42,552	12,440	30,111	36,404
<b>Total Operatin...</b>	<b>42,212</b>	<b>47,040</b>	<b>(4,828)</b>	<b>24,724</b>	<b>162,292</b>	<b>188,161</b>	<b>(25,870)</b>	<b>133,65</b>
<b>Net Operating I...</b>	<b>(37,436)</b>	<b>(41,334)</b>	<b>3,898</b>	<b>69,624</b>	<b>(6,502)</b>	<b>(52,068)</b>	<b>45,565</b>	<b>64,564</b>
<b>Other Expense...</b>								
<b>Net Income</b>	<b>(37,436)</b>	<b>(41,334)</b>	<b>3,898</b>	<b>69,624</b>	<b>(6,502)</b>	<b>(52,068)</b>	<b>45,565</b>	<b>64,564</b>

# PL - Budget vs Actual

North Lake Tahoe Resort Association  
NLTRA:04 Business Support

5 of 13  
11/22/2023  
4:29 PM

	Oct 2023		Variance	Prior...	Fiscal 2023/234 YTD		Variance	Prior...
	Actual	Budget			Actual	Budget		
<b>Revenues</b>								
Revenues	2,340	2,340	0	68,276	94,700	94,701	(1)	132,817
<b>Total Revenues</b>	<b>2,340</b>	<b>2,340</b>	<b>0</b>	<b>68,276</b>	<b>94,700</b>	<b>94,701</b>	<b>(1)</b>	<b>132,81</b>
<b>Gross Profit</b>	<b>2,340</b>	<b>2,340</b>	<b>0</b>	<b>68,276</b>	<b>94,700</b>	<b>94,701</b>	<b>(1)</b>	<b>132,81</b>
<b>Operating Exp...</b>								
Salaries & Wage Exp...	11,778	10,490	1,288	1,546	50,639	41,960	8,679	6,459
Rent & Utilities	590	1,105	(515)	464	2,154	4,420	(2,266)	1,856
Supplies & Mail	0	234	(234)	0	0	936	(936)	268
Dues & Subscriptions	796	17	778	1,170	1,989	69	1,920	1,950
Staff Expenses	0	173	(173)	0	0	693	(693)	0
Event Sponsorships	18,000	0	18,000	0	18,000	0	18,000	0
Special Event Partne...	0	0	0	0	500	0	500	0
Non-NLTMC Marketi...	0	0	0	9,150	0	0	0	9,150
Business Assn Grant...	0	5,833	(5,833)	0	18,000	23,333	(5,333)	12,450
Chamber Activities -...	0	0	0	3,550	0	0	0	4,750
Chamber Activities -...	0	0	0	0	(7,720)	0	(7,720)	0
Allocated Administrat...	8,533	1,952	6,581	756	28,001	7,809	20,192	3,730
<b>Total Operatin...</b>	<b>39,697</b>	<b>19,805</b>	<b>19,892</b>	<b>16,637</b>	<b>111,563</b>	<b>79,221</b>	<b>32,342</b>	<b>40,614</b>
<b>Net Operating I...</b>	<b>(37,357)</b>	<b>(17,465)</b>	<b>(19,892)</b>	<b>51,639</b>	<b>(16,863)</b>	<b>15,480</b>	<b>(32,343)</b>	<b>92,204</b>
<b>Other Expense...</b>								
<b>Net Income</b>	<b>(37,357)</b>	<b>(17,465)</b>	<b>(19,892)</b>	<b>51,639</b>	<b>(16,863)</b>	<b>15,480</b>	<b>(32,343)</b>	<b>92,204</b>

# PL - Budget vs Actual

North Lake Tahoe Resort Association  
NLTRA:05 Economic Development

6 of 13  
11/22/2023  
4:29 PM

	Oct 2023		Variance	Prior...	Fiscal 2023/234 YTD		Variance	Prior...
	Actual	Budget			Actual	Budget		
<b>Revenues</b>								
Revenues	3,234	3,234	0	94,344	130,860	130,859	1	183,530
<b>Total Revenues</b>	<b>3,234</b>	<b>3,234</b>	<b>0</b>	<b>94,344</b>	<b>130,860</b>	<b>130,859</b>	<b>1</b>	<b>183,53</b>
<b>Gross Profit</b>								
	<b>3,234</b>	<b>3,234</b>	<b>0</b>	<b>94,344</b>	<b>130,860</b>	<b>130,859</b>	<b>1</b>	<b>183,53</b>
<b>Operating Exp...</b>								
Salaries & Wage Exp...	6,019	19,029	(13,010)	1,546	20,476	76,117	(55,641)	6,277
Rent & Utilities	726	511	215	569	2,653	2,044	609	2,276
Supplies & Mail	0	195	(195)	0	0	780	(780)	134
Dues & Subscriptions	0	17	(17)	0	0	69	(69)	0
Staff Expenses	0	104	(104)	0	0	416	(416)	0
Allocated Administrat...	1,847	4,363	(2,516)	694	8,210	17,452	(9,242)	3,421
<b>Total Operatin...</b>	<b>8,592</b>	<b>24,219</b>	<b>(15,628)</b>	<b>2,809</b>	<b>31,338</b>	<b>96,878</b>	<b>(65,540)</b>	<b>12,109</b>
<b>Net Operating I...</b>	<b>(5,358)</b>	<b>(20,986)</b>	<b>15,628</b>	<b>91,535</b>	<b>99,522</b>	<b>33,981</b>	<b>65,541</b>	<b>171,42</b>
<b>Other Expense...</b>								
<b>Net Income</b>	<b>(5,358)</b>	<b>(20,986)</b>	<b>15,628</b>	<b>91,535</b>	<b>99,522</b>	<b>33,981</b>	<b>65,541</b>	<b>171,42</b>

# PL - Budget vs Actual

North Lake Tahoe Resort Association  
NLTRA:06 Sustainability/Mitigation

7 of 13  
11/22/2023  
4:29 PM

	Oct 2023		Variance	Prior...	Fiscal 2023/234 Y...		Variance	Prior...
	Actual	Budget			Actual	Budget		
<b>Revenues</b>								
Revenues	1,404	1,404	0	40,965	56,821	56,820	1	79,690
<b>Total Revenues</b>	<b>1,404</b>	<b>1,404</b>	<b>0</b>	<b>40,965</b>	<b>56,821</b>	<b>56,820</b>	<b>1</b>	<b>79,690</b>
<b>Gross Profit</b>	<b>1,404</b>	<b>1,404</b>	<b>0</b>	<b>40,965</b>	<b>56,821</b>	<b>56,820</b>	<b>1</b>	<b>79,690</b>
<b>Operating Exp...</b>								
Salaries & Wage Exp...	6,019	7,079	(1,060)	1,546	20,476	28,317	(7,841)	6,277
Rent & Utilities	583	365	218	489	2,127	1,460	667	1,931
Supplies & Mail	0	134	(134)	0	0	537	(537)	134
Dues & Subscriptions	0	17	(17)	0	0	69	(69)	0
Staff Expenses	0	104	(104)	0	0	416	(416)	0
Event Sponsorships	0	0	0	0	0	0	0	500
Allocated Administrat...	1,808	1,190	618	809	8,031	4,758	3,273	3,989
<b>Total Operatin...</b>	<b>8,409</b>	<b>8,889</b>	<b>(480)</b>	<b>2,844</b>	<b>30,634</b>	<b>35,558</b>	<b>(4,924)</b>	<b>12,831</b>
<b>Net Operating I...</b>	<b>(7,005)</b>	<b>(7,485)</b>	<b>480</b>	<b>38,121</b>	<b>26,187</b>	<b>21,263</b>	<b>4,924</b>	<b>66,859</b>
<b>Other Expense...</b>								
<b>Net Income</b>	<b>(7,005)</b>	<b>(7,485)</b>	<b>480</b>	<b>38,121</b>	<b>26,187</b>	<b>21,263</b>	<b>4,924</b>	<b>66,859</b>



# PL - Budget vs Actual

North Lake Tahoe Resort Association  
NLTRA:07 Admin

8 of 13  
11/22/2023  
4:29 PM

	Oct 2023		Variance	Prior...	Fiscal 2023/234 Y...		Variance	Prior...
	Actual	Budget			Actual	Budget		
<b>Revenues</b>								
Revenues	2,127	2,127	0	62,069	86,090	86,091	(2)	120,743
Revenue - Interest &...	2,613	0	2,613	0	3,361	0	3,361	0
<b>Total Revenues</b>	<b>4,740</b>	<b>2,127</b>	<b>2,612</b>	<b>62,069</b>	<b>89,451</b>	<b>86,091</b>	<b>3,359</b>	<b>120,74</b>
<b>Gross Profit</b>	<b>4,740</b>	<b>2,127</b>	<b>2,612</b>	<b>62,069</b>	<b>89,451</b>	<b>86,091</b>	<b>3,359</b>	<b>120,74</b>
<b>Operating Exp...</b>								
Allocated Administrat...	4,037	58,392	(54,354)	2,841	20,627	233,567	(212,939)	14,008
<b>Total Operatin...</b>	<b>4,037</b>	<b>58,392</b>	<b>(54,354)</b>	<b>2,841</b>	<b>20,627</b>	<b>233,567</b>	<b>(212,939)</b>	<b>14,008</b>
<b>Net Operating I...</b>	<b>703</b>	<b>(56,264)</b>	<b>56,967</b>	<b>59,228</b>	<b>68,823</b>	<b>(147,475)</b>	<b>216,299</b>	<b>106,73</b>
<b>Other Expense...</b>								
<b>Net Income</b>	<b>703</b>	<b>(56,264)</b>	<b>56,967</b>	<b>59,228</b>	<b>68,823</b>	<b>(147,475)</b>	<b>216,299</b>	<b>106,73</b>

# PL - Budget vs Actual

North Lake Tahoe Resort Association  
 NLTRA:08 County Admin Fee

9 of 13  
 11/22/2023  
 4:29 PM

	Oct 2023		Variance	Prior...	Fiscal 2023/234 Y...		Variance	Prior...
	Actual	Budget			Actual	Budget		
<b>Revenues</b>								
Revenues	851	851	0	24,827	34,436	34,437	0	48,297
<b>Total Revenues</b>	<b>851</b>	<b>851</b>	<b>0</b>	<b>24,827</b>	<b>34,436</b>	<b>34,437</b>	<b>0</b>	<b>48,297</b>
<b>Gross Profit</b>	<b>851</b>	<b>851</b>	<b>0</b>	<b>24,827</b>	<b>34,436</b>	<b>34,437</b>	<b>0</b>	<b>48,297</b>
<b>Operating Exp...</b>								
Taxes, Licenses, Fees	1,566	10,400	(8,834)	0	8,620	41,600	(32,980)	7,167
<b>Total Operatin...</b>	<b>1,566</b>	<b>10,400</b>	<b>(8,834)</b>	<b>0</b>	<b>8,620</b>	<b>41,600</b>	<b>(32,980)</b>	<b>7,167</b>
<b>Net Operating I...</b>	<b>(715)</b>	<b>(9,549)</b>	<b>8,834</b>	<b>24,827</b>	<b>25,816</b>	<b>(7,163)</b>	<b>32,979</b>	<b>41,131</b>
<b>Other Expense...</b>								
<b>Net Income</b>	<b>(715)</b>	<b>(9,549)</b>	<b>8,834</b>	<b>24,827</b>	<b>25,816</b>	<b>(7,163)</b>	<b>32,979</b>	<b>41,131</b>

# PL - Budget vs Actual

North Lake Tahoe Resort Association  
 NLTRA:09 Contingency/Reserve

10 of 13  
 11/22/2023  
 4:29 PM

	Oct 2023		Variance	Prior...	Fiscal 2023/234 Y...		Variance	Prior...
	Actual	Budget			Actual	Budget		
<b>Revenues</b>								
Revenues	851	851	0	24,827	34,436	34,437	0	48,297
<b>Total Revenues</b>	<b>851</b>	<b>851</b>	<b>0</b>	<b>24,827</b>	<b>34,436</b>	<b>34,437</b>	<b>0</b>	<b>48,297</b>
<b>Gross Profit</b>	<b>851</b>	<b>851</b>	<b>0</b>	<b>24,827</b>	<b>34,436</b>	<b>34,437</b>	<b>0</b>	<b>48,297</b>
<b>Operating Exp...</b>								
Rent & Utilities	0	0	0	104	0	0	0	333
Dues & Subscriptions	0	0	0	430	0	0	0	430
<b>Total Operatin...</b>	<b>0</b>	<b>0</b>	<b>0</b>	<b>534</b>	<b>0</b>	<b>0</b>	<b>0</b>	<b>763</b>
<b>Net Operating I...</b>	<b>851</b>	<b>851</b>	<b>0</b>	<b>24,293</b>	<b>34,436</b>	<b>34,437</b>	<b>0</b>	<b>47,534</b>
<b>Other Expense...</b>								
<b>Net Income</b>	<b>851</b>	<b>851</b>	<b>0</b>	<b>24,293</b>	<b>34,436</b>	<b>34,437</b>	<b>0</b>	<b>47,534</b>

# PL - Budget vs Actual

North Lake Tahoe Resort Association  
 NLTRA:10 CAP/TOT/ Housing&Trans

11 of 13  
 11/22/2023  
 4:29 PM

	Oct 2023		Variance	Prior...	Fiscal 2023/234 Y...		Variance	Prior...
	Actual	Budget			Actual	Budget		
<b>Revenues</b>								
<b>Operating Exp...</b>								
Salaries & Wage Exp...	0	0	0	0	0	0	0	20
Dues & Subscriptions	1,305	0	1,305	0	1,305	0	1,305	0
Allocated Administrat...	0	0	0	6	0	0	0	29
<b>Total Operatin...</b>	<b>1,305</b>	<b>0</b>	<b>1,305</b>	<b>6</b>	<b>1,305</b>	<b>0</b>	<b>1,305</b>	<b>49</b>
<b>Net Operating I...</b>	<b>(1,305)</b>	<b>0</b>	<b>(1,305)</b>	<b>(6)</b>	<b>(1,305)</b>	<b>0</b>	<b>(1,305)</b>	<b>(49)</b>
<b>Other Expense...</b>								
<b>Net Income</b>	<b>(1,305)</b>	<b>0</b>	<b>(1,305)</b>	<b>(6)</b>	<b>(1,305)</b>	<b>0</b>	<b>(1,305)</b>	<b>(49)</b>

# PL - Budget vs Actual

North Lake Tahoe Resort Association  
NLTRA:11 Chamber

12 of 13  
11/22/2023  
4:29 PM

	Oct 2023		Variance	Prior...	Fiscal 2023/234...		Variance	Prior...
	Actual	Budget			Actual	Budget		
<b>Revenues</b>								
Chamber Revenue -...	1,117	2,083	(966)	6,000	6,948	8,333	(1,385)	24,058
<b>Total Revenues</b>	<b>1,117</b>	<b>2,083</b>	<b>(966)</b>	<b>6,000</b>	<b>6,948</b>	<b>8,333</b>	<b>(1,385)</b>	<b>24,058</b>
<b>Gross Profit</b>	<b>1,117</b>	<b>2,083</b>	<b>(966)</b>	<b>6,000</b>	<b>6,948</b>	<b>8,333</b>	<b>(1,385)</b>	<b>24,058</b>
<b>Operating Exp...</b>								
Salaries & Wage Exp...	450	0	450	10,755	450	0	450	23,858
Rent & Utilities	0	0	0	34	0	0	0	108
<b>Total Operatin...</b>	<b>450</b>	<b>0</b>	<b>450</b>	<b>10,789</b>	<b>450</b>	<b>0</b>	<b>450</b>	<b>23,967</b>
<b>Net Operating I...</b>	<b>667</b>	<b>2,083</b>	<b>(1,416)</b>	<b>(4,789)</b>	<b>6,498</b>	<b>8,333</b>	<b>(1,835)</b>	<b>91</b>
<b>Other Expense...</b>								
<b>Net Income</b>	<b>667</b>	<b>2,083</b>	<b>(1,416)</b>	<b>(4,789)</b>	<b>6,498</b>	<b>8,333</b>	<b>(1,835)</b>	<b>91</b>

# PL - Budget vs Actual

North Lake Tahoe Resort Association  
NLTRA:12 Admin OH

13 of 13  
11/22/2023  
4:29 PM

	Oct 2023		Variance	Prior...	Fiscal 2023/234 YTD		Variance	Prior...
	Actual	Budget			Actual	Budget		
<b>Revenues</b>								
Revenue - Other	0	12,500	(12,500)	0	0	50,000	(50,000)	0
Revenue - Interest &...	0	0	0	0	67	0	67	0
<b>Total Revenues</b>	<b>0</b>	<b>12,500</b>	<b>(12,500)</b>	<b>0</b>	<b>67</b>	<b>50,000</b>	<b>(49,933)</b>	<b>0</b>
<b>Gross Profit</b>	<b>0</b>	<b>12,500</b>	<b>(12,500)</b>	<b>0</b>	<b>67</b>	<b>50,000</b>	<b>(49,933)</b>	<b>0</b>
<b>Operating Exp...</b>								
Salaries & Wage Exp...	67,878	70,374	(2,495)	29,558	254,073	281,494	(27,421)	151,321
Rent & Utilities	4,080	3,409	671	3,490	16,318	13,636	2,682	13,773
Repairs & Maintenan...	325	366	(41)	325	3,643	1,465	2,178	2,908
Telephone & Internet	995	962	32	217	5,696	3,849	1,847	2,125
Supplies & Mail	2,748	1,127	1,621	7,355	17,825	4,507	13,319	22,298
Taxes, Licenses, Fees	488	1,928	(1,440)	1,319	2,603	7,712	(5,109)	5,882
Dues & Subscriptions	2,244	1,586	658	167	10,169	6,344	3,825	1,322
Insurance/Bonding	959	1,300	(341)	2,321	3,873	5,200	(1,327)	2,627
Associate Relations	0	0	0	0	0	0	0	649
Staff Expenses	293	1,811	(1,518)	116	6,832	7,245	(413)	4,627
Board Functions	1,643	2,080	(437)	2,515	13,673	8,320	5,353	8,727
Professional Fees	2,549	12,047	(9,498)	1,404	51,990	48,187	3,804	29,301
Professional Fees -...	600	0	600	4,385	5,850	0	5,850	4,685
Professional Fees -...	0	0	0	1,075	306	0	306	6,625
Equipment Support...	4,764	0	4,764	2,199	16,739	0	16,739	10,465
Equipment Rental/Le...	0	0	0	0	0	0	0	491
Depreciation	239	0	239	0	869	0	869	153
In-Market/Tourism	0	0	0	0	0	0	0	12,636
Media/Collateral/Pro...	0	0	0	375	0	0	0	375
Allocated Administrat...	(80,746)	(101,451)	20,705	(56,821)	(412,518)	(405,804)	(6,714)	(280,162)
<b>Total Operatin...</b>	<b>9,059</b>	<b>(4,461)</b>	<b>13,520</b>	<b>0</b>	<b>(2,058)</b>	<b>(17,846)</b>	<b>15,787</b>	<b>826</b>
<b>Net Operating I...</b>	<b>(9,059)</b>	<b>16,961</b>	<b>(26,020)</b>	<b>0</b>	<b>2,125</b>	<b>67,846</b>	<b>(65,721)</b>	<b>(826)</b>
<b>Other Expense...</b>								
Gain/Loss on Asset...	0	0	0	0	2,125	0	2,125	0
<b>Total Other Ex...</b>	<b>0</b>	<b>0</b>	<b>0</b>	<b>0</b>	<b>2,125</b>	<b>0</b>	<b>2,125</b>	<b>0</b>
<b>Net Income</b>	<b>(9,059)</b>	<b>16,961</b>	<b>(26,020)</b>	<b>0</b>	<b>0</b>	<b>67,846</b>	<b>(67,845)</b>	<b>(826)</b>

**North Lake Tahoe Marketing Cooperative**

Preliminary

Financial Statements for the Period Ending

October 31, 2023

**North Lake Tahoe Marketing Cooperative**  
**Balance Sheet Prev Year Comparison**  
**As of October 31, 2023**

	<u>Oct 31, 23</u>	<u>Oct 31, 22</u>	<u>\$ Change</u>	<u>% Change</u>
<b>ASSETS</b>				
<b>Current Assets</b>				
<b>Checking/Savings</b>				
1000-00 · Cash...9347	263,150.01	306,471.76	-43,321.75	-14.1%
<b>Total Checking/Savings</b>	263,150.01	306,471.76	-43,321.75	-14.1%
<b>Accounts Receivable</b>				
1200-00 · Accounts Receivable	0.00	136,512.34	-136,512.34	-100.0%
<b>Total Accounts Receivable</b>	0.00	136,512.34	-136,512.34	-100.0%
<b>Other Current Assets</b>				
1350-00 · Security Deposits	100.00	100.00	0.00	0.0%
<b>Total Other Current Assets</b>	100.00	100.00	0.00	0.0%
<b>Total Current Assets</b>	263,250.01	443,084.10	-179,834.09	-40.6%
<b>Other Assets</b>				
1400-00 · Prepaid Expenses	20,468.68	31,235.35	-10,766.67	-34.5%
<b>Total Other Assets</b>	20,468.68	31,235.35	-10,766.67	-34.5%
<b>TOTAL ASSETS</b>	<b><u>283,718.69</u></b>	<b><u>474,319.45</u></b>	<b><u>-190,600.76</u></b>	<b><u>-40.2%</u></b>
<b>LIABILITIES &amp; EQUITY</b>				
<b>Liabilities</b>				
<b>Current Liabilities</b>				
<b>Accounts Payable</b>				
2000-00 · Accounts Payable	216,265.27	378,575.08	-162,309.81	-42.9%
<b>Total Accounts Payable</b>	216,265.27	378,575.08	-162,309.81	-42.9%
<b>Total Current Liabilities</b>	216,265.27	378,575.08	-162,309.81	-42.9%
<b>Total Liabilities</b>	216,265.27	378,575.08	-162,309.81	-42.9%
<b>Equity</b>				
32000 · Unrestricted Net Assets	196,855.75	86,764.32	110,091.43	126.9%
Net Income	-129,402.33	8,980.05	-138,382.38	-1,541.0%
<b>Total Equity</b>	67,453.42	95,744.37	-28,290.95	-29.6%
<b>TOTAL LIABILITIES &amp; EQUITY</b>	<b><u>283,718.69</u></b>	<b><u>474,319.45</u></b>	<b><u>-190,600.76</u></b>	<b><u>-40.2%</u></b>



7:00 PM

11/21/23

**North Lake Tahoe Marketing Cooperative**  
**A/P Aging Summary**  
As of October 31, 2023

---

	<u>Current</u>	<u>1 - 30</u>	<u>31 - 60</u>	<u>61 - 90</u>	<u>&gt; 90</u>	<u>TOTAL</u>
MAHK Advertising	204,308.12	0.00	0.00	0.00	0.00	204,308.12
Travel North Tahoe Nevada	0.00	11,957.15	0.00	0.00	0.00	11,957.15
<b>TOTAL</b>	<b><u>204,308.12</u></b>	<b><u>11,957.15</u></b>	<b><u>0.00</u></b>	<b><u>0.00</u></b>	<b><u>0.00</u></b>	<b><u>216,265.27</u></b>

## North Lake Tahoe Marketing Cooperative Profit & Loss Prev Year Comparison

October 2023

	Oct 23	Oct 22	\$ Change	% Change
<b>Income</b>				
4000-00 · LTIVCBVB Funding	79,166.00	91,166.00	-12,000.00	-13.2%
4001-00 · NLTRA Funding	32,848.00	32,848.00	0.00	0.0%
4004-00 · IVCBVB Entertainment	0.00	500.00	-500.00	-100.0%
<b>Total Income</b>	112,014.00	124,514.00	-12,500.00	-10.0%
<b>Gross Profit</b>	112,014.00	124,514.00	-12,500.00	-10.0%
<b>Expense</b>				
<b>5000-00 · CONSUMER MARKETING</b>				
5001-01 · Podcast	8,045.12	0.00	8,045.12	100.0%
5002-00 · Consumer Print	2,210.00	0.00	2,210.00	100.0%
5002-01 · Native Display	36,509.99	0.00	36,509.99	100.0%
5004-00 · Trip Advisor	5,801.96	9,623.00	-3,821.04	-39.7%
5005-00 · Paid Social	20,496.89	10,169.94	10,326.95	101.5%
5005-01 · Digital Display / Retargeting	14,760.01	18,263.74	-3,503.73	-19.2%
5007-00 · Creative Production				
5007-01 · Creative Production	13,117.62	11,003.53	2,114.09	19.2%
5007-02 · Website Production	4,573.75	2,970.00	1,603.75	54.0%
5007-03 · Photo/Video Creative	14,000.00	1,657.50	12,342.50	744.7%
5007-00 · Creative Production - Other	0.00	1,830.00	-1,830.00	-100.0%
<b>Total 5007-00 · Creative Production</b>	31,691.37	17,461.03	14,230.34	81.5%
5010-00 · Account Strategy & Management	8,500.00	8,500.00	0.00	0.0%
5016 · Video Streaming	0.00	31,902.52	-31,902.52	-100.0%
5017-00 · Rich Media	47,500.00	0.00	47,500.00	100.0%
5018-00 · Media Commission	21,670.43	12,987.96	8,682.47	66.9%
5018-01 · Digital Ad Serving	0.00	397.21	-397.21	-100.0%
5020-00 · Search Engine Marketing	10,288.69	14,840.02	-4,551.33	-30.7%
5022-00 · Email	0.00	20,000.00	-20,000.00	-100.0%
5025-00 · Expedia	19,404.79	0.00	19,404.79	100.0%
5029-00 · Television	1,796.00	0.00	1,796.00	100.0%
<b>Total 5000-00 · CONSUMER MARKETING</b>	228,675.25	144,145.42	84,529.83	58.6%
5016-00 · CDE - Website Programs	14,122.73	0.00	14,122.73	100.0%
<b>5110-00 · LEISURE SALES</b>				
5111-00 · FAMs - Domestic	0.00	-46.10	46.10	100.0%
5112-00 · Training / Sales Calls	-32.00	1,680.59	-1,712.59	-101.9%
5131-00 · FAMs -Intl - Travel Trade	4,668.64	37.90	4,630.74	12,218.3%
5137-00 · Co-op Opportunities	135.50	0.00	135.50	100.0%
5143-00 · Mountain Travel Symposium	825.93	2,450.00	-1,624.07	-66.3%
5145-00 · TIA Annual Dues	0.00	218.75	-218.75	-100.0%
5147-00 · AUS / Gate 7	9,175.00	0.00	9,175.00	100.0%
5154-00 · Canada	7,800.00	0.00	7,800.00	100.0%

## North Lake Tahoe Marketing Cooperative Profit & Loss Prev Year Comparison

October 2023

	Oct 23	Oct 22	\$ Change	% Change
5157-00 · International Efforts	3,830.53	0.00	3,830.53	100.0%
<b>Total 5110-00 · LEISURE SALES</b>	<b>26,403.60</b>	<b>4,341.14</b>	<b>22,062.46</b>	<b>508.2%</b>
<b>5200-00 · PUBLIC RELATIONS</b>				
5200-01 · Strategy, Reporting, Mgmt, Etc.	6,000.00	6,000.00	0.00	0.0%
5202-00 · PR Program/ Content Dev - Blogs	4,071.25	1,530.00	2,541.25	166.1%
5204-00 · Media Mission(s)	0.00	200.00	-200.00	-100.0%
5206-00 · Digital Buy/ Social Media Boost	950.00	950.00	0.00	0.0%
5207-00 · Content Campaigns/Tools-My Emma	300.00	265.00	35.00	13.2%
5210-00 · Content Dev - Newsletters	1,700.00	1,700.00	0.00	0.0%
5211-00 · Social Media Strategy & Mgmt	6,000.00	6,000.00	0.00	0.0%
5216-00 · PR Content Development + Distri	1,200.00	1,200.00	0.00	0.0%
5221-00 · Photography & Video Asset Dev	1,653.75	1,741.80	-88.05	-5.1%
5222-00 · Media Tracking / Membership	883.02	0.00	883.02	100.0%
<b>Total 5200-00 · PUBLIC RELATIONS</b>	<b>22,758.02</b>	<b>19,586.80</b>	<b>3,171.22</b>	<b>16.2%</b>
<b>6000-00 · CONFERENCE SALES</b>				
6003-00 · Geo-Fence Targeting	1,304.26	0.00	1,304.26	100.0%
6005-00 · Paid Media	2,371.89	2,552.69	-180.80	-7.1%
6006-00 · CVENT	0.00	12,049.82	-12,049.82	-100.0%
6007-00 · Creative Production	5,597.49	6,675.92	-1,078.43	-16.2%
6015-00 · MCC National Memberships	10.00	0.00	10.00	100.0%
6016-00 · MCC Search Engine Marketing	0.00	22.78	-22.78	-100.0%
6018-00 · MCC Media Commission	443.00	1,695.23	-1,252.23	-73.9%
6018-01 · MCC Digital Ad Serving	36.27	3.96	32.31	815.9%
6128-00 · HelmsBriscoe Strategic Partner	612.50	0.00	612.50	100.0%
6152-00 · Client Events / Opportunities	0.00	808.06	-808.06	-100.0%
6153-00 · Chicago Sales Rep Support	0.00	2,665.79	-2,665.79	-100.0%
<b>Total 6000-00 · CONFERENCE SALES</b>	<b>10,375.41</b>	<b>26,474.25</b>	<b>-16,098.84</b>	<b>-60.8%</b>
<b>6100-00 · TRADE SHOWS</b>				
6151-00 · Destination CA	773.15	0.00	773.15	100.0%
6157-00 · HPN Partner Conference	1,417.57	325.20	1,092.37	335.9%
6160-00 · AllThingsMeetings Silcon Valley	0.00	675.00	-675.00	-100.0%
6182-00 · Destination Celebration	925.00	0.00	925.00	100.0%
<b>Total 6100-00 · TRADE SHOWS</b>	<b>3,115.72</b>	<b>1,000.20</b>	<b>2,115.52</b>	<b>211.5%</b>
<b>7000-00 · COMMITTED &amp; ADMIN EXPENSES</b>				
5009-00 · Fulfillment / Mail	119.99	17.99	102.00	567.0%
5021-00 · RASC-Reno Air Service Corp	0.00	25,000.00	-25,000.00	-100.0%
5123-00 · HSVC - High Sierra Visitors	0.00	208.33	-208.33	-100.0%
7003-00 · IVCBVB Entertainment Fund	0.00	16.00	-16.00	-100.0%
7004-00 · Research	1,131.85	2,377.00	-1,245.15	-52.4%
7007-00 · Destimetrics / DMX	0.00	8,440.75	-8,440.75	-100.0%
8700-00 · Automobile Expense*	312.45	366.24	-53.79	-14.7%

7:14 PM

11/21/23

Accrual Basis

## North Lake Tahoe Marketing Cooperative Profit & Loss Prev Year Comparison

October 2023

	<u>Oct 23</u>	<u>Oct 22</u>	<u>\$ Change</u>	<u>% Change</u>
8900-00 · bad debt	-999.00	0.00	-999.00	-100.0%
<b>Total 7000-00 · COMMITTED &amp; ADMIN EXPENSES</b>	<b>565.29</b>	<b>36,426.31</b>	<b>-35,861.02</b>	<b>-98.5%</b>
<b>8000-00 · WEBSITE CONTENT &amp; MAINTENANCE</b>				
8002-00 · Content Manager Contractor	4,250.00	4,250.00	0.00	0.0%
8003-00 · Website Hosting Maintenance	539.00	1,433.00	-894.00	-62.4%
8004-00 · Website Strategy & Maintenance	8,076.49	7,500.00	576.49	7.7%
8005-00 · Website SEO Strategy/Maint	4,172.50	2,500.00	1,672.50	66.9%
<b>Total 8000-00 · WEBSITE CONTENT &amp; MAINTENA...</b>	<b>17,037.99</b>	<b>15,683.00</b>	<b>1,354.99</b>	<b>8.6%</b>
<b>Total Expense</b>	<b>323,054.01</b>	<b>247,657.12</b>	<b>75,396.89</b>	<b>30.4%</b>
<b>Net Income</b>	<b>-211,040.01</b>	<b>-123,143.12</b>	<b>-87,896.89</b>	<b>-71.4%</b>

## North Lake Tahoe Marketing Cooperative Profit & Loss Budget Performance

October 2023

Accrual Basis	Oct 23	Budget	Jul - Oct 23	YTD Budget	Annual Budget
<b>Income</b>					
4000-00 · LTIVCBVB Funding	79,166.00	79,166.67	316,664.00	316,666.68	950,000.04
4001-00 · NLTRA Funding	32,848.00	32,848.00	328,438.00	328,438.00	1,440,000.00
<b>Total Income</b>	<b>112,014.00</b>	<b>112,014.67</b>	<b>645,102.00</b>	<b>645,104.68</b>	<b>2,390,000.04</b>
<b>Gross Profit</b>	<b>112,014.00</b>	<b>112,014.67</b>	<b>645,102.00</b>	<b>645,104.68</b>	<b>2,390,000.04</b>
<b>Expense</b>					
<b>5000-00 · CONSUMER MARKETING</b>					
5001-01 · Podcast	8,045.12	8,045.00	11,061.74	18,101.00	49,248.00
5002-00 · Consumer Print	2,210.00	0.00	3,065.00	0.00	19,425.00
5002-01 · Native Display	36,509.99	0.00	44,476.12	41,000.00	96,500.00
5004-00 · Trip Advisor	5,801.96	4,424.00	9,554.56	9,954.00	44,248.00
5005-00 · Paid Social	20,496.89	22,645.00	47,032.35	57,933.00	143,350.00
5005-01 · Digital Display / Retargeting	14,760.01	19,218.00	57,882.55	58,581.00	137,500.00
5007-00 · Creative Production					
5007-01 · Creative Production	13,117.62	24,150.00	36,359.05	45,700.00	205,000.00
5007-02 · Website Production	4,573.75	2,500.00	16,720.00	25,500.00	50,000.00
5007-03 · Photo/Video Creative	14,000.00	0.00	23,313.13	0.00	20,837.25
<b>Total 5007-00 · Creative Production</b>	<b>31,691.37</b>	<b>26,650.00</b>	<b>76,392.18</b>	<b>71,200.00</b>	<b>275,837.25</b>
5010-00 · Account Strategy & Management	8,500.00	8,500.00	34,000.00	34,000.00	102,000.00
5013-00 · Outdoor	0.00	0.00	0.00	0.00	110,000.00
5016 · Video Streaming	14,122.73	22,517.00	40,959.64	50,664.00	123,846.00
5017-00 · Rich Media	47,500.00	47,500.00	47,500.00	47,500.00	47,500.00
5018-00 · Media Commission	21,670.43	20,805.00	39,315.96	47,517.00	124,130.00
5018-01 · Digital Ad Serving	0.00	264.00	424.94	714.00	2,000.00
5020-00 · Search Engine Marketing	10,288.69	22,727.00	40,934.88	47,159.00	125,000.00
5022-00 · Email	0.00	10,260.00	4,745.01	15,260.00	25,260.00
5025-00 · Expedia	19,404.79	7,273.00	19,404.79	16,364.00	20,000.00
5029-00 · Television	1,796.00	0.00	1,796.00	0.00	8,850.00
<b>Total 5000-00 · CONSUMER MARKETING</b>	<b>242,797.98</b>	<b>220,828.00</b>	<b>478,545.72</b>	<b>515,947.00</b>	<b>1,454,694.25</b>
<b>5110-00 · LEISURE SALES</b>					
5107-00 · Creative Production	0.00	0.00	0.00	480.00	1,920.00
5111-00 · FAMS - Domestic	0.00	0.00	59.80	1,500.00	6,000.00
5112-00 · Training / Sales Calls	-32.00	1,500.00	2,655.70	5,500.00	10,000.00
5113-00 · Additional Opportunities	0.00	2,500.00	0.00	5,000.00	10,000.00
5120-00 · Domestic - Trade Shows	0.00	0.00	0.00	0.00	3,000.00
5131-00 · FAMS -Intl - Travel Trade	4,668.64	0.00	5,152.68	0.00	6,000.00
5133-00 · Ski-Tops	0.00	0.00	0.00	0.00	3,000.00
5137-00 · Co-op Opportunities	135.50	0.00	135.50	5,000.00	20,000.00
5143-00 · Mountain Travel Symposium	825.93	0.00	1,302.93	0.00	60,000.00
5144-00 · IPW - POW WOW	0.00	0.00	0.00	0.00	10,000.00
5145-00 · TIA Annual Dues	0.00	225.00	0.00	900.00	2,700.00
5147-00 · AUS / Gate 7	9,175.00	9,000.00	18,350.00	18,000.00	36,000.00
5154-00 · Canada	7,800.00	2,600.00	15,600.00	10,400.00	31,200.00
5155-00 · California Star Program	0.00	0.00	3,600.00	0.00	0.00
5157-00 · International Efforts	3,830.53	0.00	4,580.53	2,500.00	12,500.00
<b>Total 5110-00 · LEISURE SALES</b>	<b>26,403.60</b>	<b>15,825.00</b>	<b>51,437.14</b>	<b>49,280.00</b>	<b>212,320.00</b>
<b>5200-00 · PUBLIC RELATIONS</b>					
5200-01 · Strategy, Reporting, Mgmt, Etc.	6,000.00	6,000.00	24,000.00	24,000.00	72,000.00
5202-00 · PR Program/ Content Dev - Blogs	4,071.25	1,800.00	6,738.75	7,200.00	21,600.00
5204-00 · Media Mission(s)	0.00	2,000.00	2,764.78	2,000.00	8,000.00
5206-00 · Digital Buy/ Social Media Boost	950.00	950.00	3,800.00	3,800.00	11,400.00
5207-00 · Content Campaigns/Tools-My Emma	300.00	0.00	900.00	0.00	0.00
5208-00 · International Travel Media FAMS	0.00	0.00	0.00	0.00	12,000.00
5208-01 · Int'l FAM Hard Cost	0.00	0.00	7,000.00	0.00	0.00
5209-00 · Domestic Travel Media FAMS	0.00	3,000.00	3,274.96	6,000.00	16,000.00
5210-00 · Content Dev - Newsletters	1,700.00	1,700.00	5,100.00	6,800.00	20,400.00
5211-00 · Social Media Strategy & Mgmt	6,000.00	6,000.00	24,000.00	24,000.00	72,000.00

## North Lake Tahoe Marketing Cooperative Profit & Loss Budget Performance

Accrual Basis

October 2023

	Oct 23	Budget	Jul - Oct 23	YTD Budget	Annual Budget
5212-00 · Social Giveaways & Contests	0.00	0.00	0.00	500.00	2,000.00
5216-00 · PR Content Development + Distri	1,200.00	0.00	1,200.00	1,200.00	4,800.00
5218-00 · Crisis Communication / Training	0.00	0.00	0.00	5,000.00	8,000.00
5221-00 · Photography & Video Asset Dev	1,653.75	2,250.00	2,594.95	6,750.00	42,000.00
5222-00 · Media Tracking / Membership	883.02	883.02	1,766.04	1,766.04	3,532.08
5280-00 · PR Meals / Entertainment	0.00	250.00	0.00	250.00	1,000.00
<b>Total 5200-00 · PUBLIC RELATIONS</b>	<b>22,758.02</b>	<b>24,833.02</b>	<b>83,139.48</b>	<b>89,266.04</b>	<b>294,732.08</b>
<b>6000-00 · CONFERENCE SALES</b>					
6003-00 · Geo-Fence Targeting	1,304.26	1,996.00	1,772.25	3,496.00	7,996.00
6004-00 · Email	0.00	0.00	0.00	480.00	6,720.00
6005-00 · Paid Media	2,371.89	2,290.00	8,493.75	9,160.00	36,500.00
6006-00 · CVENT	0.00	10,700.00	12,131.61	10,700.00	10,700.00
6007-00 · Creative Production	5,597.49	0.00	6,077.49	9,360.00	35,000.00
6015-00 · MCC National Memberships	10.00	0.00	10.00	0.00	0.00
6018-00 · MCC Media Commission	443.00	1,953.56	2,691.13	3,058.00	7,864.23
6018-01 · MCC Digital Ad Serving	36.27	42.00	49.35	168.00	504.00
6019-00 · Conference Direct Partnership	0.00	583.00	0.00	2,332.00	6,996.00
6128-00 · HelmsBriscoe Strategic Partner	612.50	583.00	3,616.66	2,332.00	6,996.00
6152-00 · Client Events / Opportunities	0.00	0.00	1,000.00	2,500.00	10,000.00
6153-00 · Chicago Sales Rep Support	0.00	0.00	0.00	1,250.00	5,000.00
<b>Total 6000-00 · CONFERENCE SALES</b>	<b>10,375.41</b>	<b>18,147.56</b>	<b>35,842.24</b>	<b>44,836.00</b>	<b>134,276.23</b>
<b>6100-00 · TRADE SHOWS</b>					
6111-00 · Site Inspections	0.00	0.00	135.07	1,500.00	6,000.00
6116-00 · CalSAE Seasonal Spectacular	0.00	0.00	2,136.00	0.00	4,000.00
6127-00 · CalSAE Annual	0.00	0.00	0.00	0.00	1,500.00
6143-00 · Connect Marketplace	0.00	0.00	4,545.61	6,000.00	12,000.00
6151-00 · Destination CA	773.15	0.00	1,032.22	6,000.00	6,000.00
6154-00 · HelmsBriscoe ABC	0.00	0.00	0.00	0.00	7,000.00
6155-00 · Connect Trade Shows	0.00	4,000.00	722.80	4,000.00	10,000.00
6156-02 · Connect Chicago	0.00	0.00	0.00	0.00	5,000.00
6157-00 · HPN Partner Conference	1,417.57	0.00	5,280.97	2,000.00	9,500.00
6160-00 · AllThingsMeetings Silicon Valley	0.00	0.00	0.00	1,500.00	3,000.00
6165-00 · Bay Area Client Appreciation	0.00	0.00	0.00	2,500.00	5,000.00
6168-00 · Sacramento/Roseville TopGolf	0.00	0.00	2,282.52	0.00	2,000.00
6182-00 · Destination Celebration	925.00	0.00	925.00	1,000.00	2,000.00
6183-00 · Smart Meetings NorCal	0.00	0.00	0.00	6,500.00	7,000.00
<b>Total 6100-00 · TRADE SHOWS</b>	<b>3,115.72</b>	<b>4,000.00</b>	<b>17,060.19</b>	<b>31,000.00</b>	<b>80,000.00</b>
<b>7000-00 · COMMITTED &amp; ADMIN EXPENSES</b>					
5009-00 · Fulfillment / Mail	119.99	150.00	759.97	600.00	1,800.00
5021-00 · RASC-Reno Air Service Corp	0.00	0.00	25,000.00	25,000.00	100,000.00
5123-00 · HSVC - High Sierra Visitors	0.00	0.00	2,916.70	0.00	2,500.00
5124-00 · Reno Tahoe Territory Membership	0.00	0.00	0.00	1,000.00	1,000.00
7002-00 · CRM Subscription	0.00	833.00	2,500.00	3,332.00	9,996.00
7004-00 · Research	1,131.85	2,850.00	6,605.45	19,400.00	42,200.00
7007-00 · Destimetrics / DMX	8,440.75	8,440.00	16,881.50	16,880.00	33,763.00
7009-00 · Tahoe Cam Usage	0.00	177.00	0.00	708.00	2,124.00
7010-00 · Photo Management & Storage	0.00	0.00	0.00	0.00	7,889.00
7020-00 · Collateral Production / Printin	0.00	0.00	0.00	0.00	10,000.00
8600-00 · Staff Industry Travel	0.00	1,250.00	0.00	2,500.00	5,000.00
8700-00 · Automobile Expense*	312.45	150.00	631.20	600.00	1,800.00
8900-00 · bad debt	-999.00	0.00	-999.00	0.00	0.00
<b>Total 7000-00 · COMMITTED &amp; ADMIN EXPENSES</b>	<b>9,006.04</b>	<b>13,850.00</b>	<b>54,295.82</b>	<b>70,020.00</b>	<b>218,072.00</b>
<b>8000-00 · WEBSITE CONTENT &amp; MAINTENANCE</b>					
8002-00 · Content Manager Contractor	4,250.00	4,250.00	17,000.00	17,000.00	51,000.00
8003-00 · Website Hosting Maintenance	539.00	534.00	1,083.00	1,068.00	2,136.00
8004-00 · Website Strategy & Maintenance	8,076.49	7,500.00	30,576.49	30,000.00	90,000.00
8005-00 · Website SEO Strategy/Maint	4,172.50	4,060.00	16,465.00	16,240.00	48,720.00
<b>Total 8000-00 · WEBSITE CONTENT &amp; MAINTENANCE</b>	<b>17,037.99</b>	<b>16,344.00</b>	<b>65,124.49</b>	<b>64,308.00</b>	<b>191,856.00</b>

5:28 PM

11/22/23

### North Lake Tahoe Marketing Cooperative Profit & Loss Budget Performance

Accrual Basis

October 2023

---

	<u>Oct 23</u>	<u>Budget</u>	<u>Jul - Oct 23</u>	<u>YTD Budget</u>	<u>Annual Budget</u>
Total Expense	331,494.76	313,827.58	785,445.08	864,657.04	2,585,950.56
Net Income	<u>-219,480.76</u>	<u>-201,812.91</u>	<u>-140,343.08</u>	<u>-219,552.36</u>	<u>-195,950.52</u>

# NORTH LAKE TAHOE RESORT ASSOCIATION (NLTRA)

## Employee Expense Report

Month\*Yr October 2023

Employee TONY KARWOWSKI

POSTING DATE	DOC REF	VENDOR	RECEIPT OR INVOICE #	PURPOSE	PAID BY CC	OUT OF POCKET	BUDGET CODE
10/17	A	Kimpton Monaco Washington		Hotel for Placer Business Alliance meeting		2,146.26	
10/17	B	Southwest Airlines	4NCBWT	Airfare for PBA meeting		958.56	
	C			October Phone Reimbursement		50.00	10-12-230-50139
	D	Uber	553fc8	Uber to Hotel for PBA meeting		37.17	
	E	Uber	acca11	Uber from Hotel tot airport PBA meeting		19.26	
10/11/2023	F	California Travel Association		CAL Travel annual membership	8,000.00		
10/13/2023	G	Passport to Dining		Passport to Dining tickets for staff, board, and committee recognition	922.18		
10/16/2023	H	Bally's		Parking for DMA west	18.25		
	I						
	J						
	K						
				EXCEL	8,940.43		
				CREDIT CARD			
				DIFFERENCE	8,940.43		
	U						
	V						
	W						
	X						
	Y						
	Z						
<b>MILEAGE REIMBURSEMENT</b>							
	Attach 1		Mileage	See Attached Mileage Report		102.70	53201
				Mileage Reimbursed Through Payroll			
<b>TOTAL - CREDIT CARD EXPENSES</b>					<b>8,940.43</b>		
<b>TOTAL - EXPENSES TO BE REIMBURSED (OUT OF POCKET)</b>						<b>3,313.95</b>	

Signed By: Tony Karwowski

Approved By: \_\_\_\_\_



**EMPLOYEE NAME:** Tony Karw

**REPORT MONTH:** October

REF	DATE	START	END	Miles	ROUND TRIP		REASON FOR TRAVEL
					YES	NO	
	12-Oct	TC	South Shore	64.80	x		DMA West
	16-Oct	TC	KB	20.00	x		BOS meeting
	24-Oct	Truckee	RNO	72.00	x		Airport for PBA trip

<b>TOTAL MILES SUBMITTED:</b>	<b>156.80</b>
<b>MILEAGE RATE PER MILE</b>	<b>\$ 0.655</b>
<b>TOTAL MILEAGE REIMBURSEMENT DUE</b>	<b>\$ 102.70</b>

# Passport to Dining 2023

Advance Tickets \$65.87

North Tahoe Event Center, 8318 N Lake Blvd, Kings Beach, CA 96143

Thursday, November 2, 2023 from 6:00 PM to 9:00 PM (PT)

Eventbrite Completed




## Order Information

Order #8017515859. Ordered by Anthony Karwowski on October 12, 2023 8:45 AM

## Name

Anthony Karwowski



801751585913143295859001

[View ticket information](#)

# Passport to Dining 2023

Advance Tickets \$65.87

North Tahoe Event Center, 8318 N Lake Blvd, Kings Beach, CA 96143

Thursday, November 2, 2023 from 6:00 PM to 9:00 PM (PT)

Eventbrite Completed




## Order Information

Order #8017515859. Ordered by Anthony Karwowski on October 12, 2023 8:45 AM

## Name

Anthony Karwowski



801751585913143295869001

[View ticket information](#)

# Passport to Dining 2023

Advance Tickets \$65.87

North Tahoe Event Center, 8318 N Lake Blvd, Kings Beach, CA 96143

Thursday, November 2, 2023 from 6:00 PM to 9:00 PM (PT)

Eventbrite Completed




## Order Information

Order #8017515859. Ordered by Anthony Karwowski on October 12, 2023 8:45 AM

## Name

Anthony Karwowski



801751585913143295879001

[View ticket information](#)

# Passport to Dining 2023

Advance Tickets \$65.87

North Tahoe Event Center, 8318 N Lake Blvd, Kings Beach, CA 96143

Thursday, November 2, 2023 from 6:00 PM to 9:00 PM (PT)

Eventbrite Completed




## Order Information

Order #8017515859. Ordered by Anthony Karwowski on October 12, 2023 8:45 AM

## Name

Anthony Karwowski



801751585913143295889001

[View ticket information](#)

# Passport to Dining 2023

Advance Tickets \$65.87

North Tahoe Event Center, 8318 N Lake Blvd, Kings Beach, CA 96143

Thursday, November 2, 2023 from 6:00 PM to 9:00 PM (PT)

Eventbrite Completed




## Order Information

Order #8017515859. Ordered by Anthony Karwowski on October 12, 2023 8:45 AM

## Name

Anthony Karwowski



801751585913143295909001

[View ticket information](#)

# Passport to Dining 2023

Advance Tickets \$65.87

North Tahoe Event Center, 8318 N Lake Blvd, Kings Beach, CA 96143

Thursday, November 2, 2023 from 6:00 PM to 9:00 PM (PT)

Eventbrite Completed




## Order Information

Order #8017515859. Ordered by Anthony Karwowski on October 12, 2023 8:45 AM

## Name

Anthony Karwowski



801751585913143295949001

[View ticket information](#)

# Passport to Dining 2023

Advance Tickets \$65.87

North Tahoe Event Center, 8318 N Lake Blvd, Kings Beach, CA 96143

Thursday, November 2, 2023 from 6:00 PM to 9:00 PM (PT)

Eventbrite Completed




## Order Information

Order #8017515859. Ordered by Anthony Karwowski on October 12, 2023 8:45 AM

## Name

Anthony Karwowski



801751585913143295969001

[View ticket information](#)



# Passport to Dining 2023

Advance Tickets \$65.87

North Tahoe Event Center, 8318 N Lake Blvd, Kings Beach, CA 96143

Thursday, November 2, 2023 from 6:00 PM to 9:00 PM (PT)

Eventbrite Completed




## Order Information

Order #8017515859. Ordered by Anthony Karwowski on October 12, 2023 8:45 AM

## Name

Anthony Karwowski



801751585913143295979001

[View ticket information](#)

# Passport to Dining 2023

Advance Tickets \$65.87

North Tahoe Event Center, 8318 N Lake Blvd, Kings Beach, CA 96143

Thursday, November 2, 2023 from 6:00 PM to 9:00 PM (PT)

Eventbrite Completed




## Order Information

Order #8017515859. Ordered by Anthony Karwowski on October 12, 2023 8:45 AM

## Name

Anthony Karwowski



801751585913143295989001

[View ticket information](#)

# Passport to Dining 2023

Advance Tickets \$65.87

North Tahoe Event Center, 8318 N Lake Blvd, Kings Beach, CA 96143

Thursday, November 2, 2023 from 6:00 PM to 9:00 PM (PT)

Eventbrite Completed




## Order Information

Order #8017515859. Ordered by Anthony Karwowski on October 12, 2023 8:45 AM

## Name

Anthony Karwowski



801751585913143295999001

[View ticket information](#)

# Passport to Dining 2023

Advance Tickets \$65.87

North Tahoe Event Center, 8318 N Lake Blvd, Kings Beach, CA 96143

Thursday, November 2, 2023 from 6:00 PM to 9:00 PM (PT)

Eventbrite Completed




## Order Information

Order #8017562669. Ordered by Anthony Karwowski on October 12, 2023 8:49 AM

## Name

Anthony Karwowski



801756266913143368199001

[View ticket information](#)

# Passport to Dining 2023

Advance Tickets \$65.87

North Tahoe Event Center, 8318 N Lake Blvd, Kings Beach, CA 96143

Thursday, November 2, 2023 from 6:00 PM to 9:00 PM (PT)

Eventbrite Completed




## Order Information

Order #8017562669. Ordered by Anthony Karwowski on October 12, 2023 8:49 AM

## Name

Anthony Karwowski



801756266913143368209001

[View ticket information](#)

# Passport to Dining 2023

Advance Tickets \$65.87

North Tahoe Event Center, 8318 N Lake Blvd, Kings Beach, CA 96143

Thursday, November 2, 2023 from 6:00 PM to 9:00 PM (PT)

Eventbrite Completed




## Order Information

Order #8017562669. Ordered by Anthony Karwowski on October 12, 2023 8:49 AM

## Name

Anthony Karwowski



801756266913143368219001

[View ticket information](#)

# Passport to Dining 2023

Advance Tickets \$65.87

North Tahoe Event Center, 8318 N Lake Blvd, Kings Beach, CA 96143

Thursday, November 2, 2023 from 6:00 PM to 9:00 PM (PT)

Eventbrite Completed




## Order Information

Order #8017562669. Ordered by Anthony Karwowski on October 12, 2023 8:49 AM

## Name

Anthony Karwowski



801756266913143368229001

[View ticket information](#)

# Kimpton Hotel Monaco Washington DC, an IHG Hotel

Reservation receipt

700 F Street Northwest, Washington D.C., United States, 20004

Company

## Your reservation receipt

Confirmation code	662820378
Guest name	Anthony Karwowski
Stay dates	Oct 24, 2023 - Oct 27, 2023
Room type	1 King Premium City View
Number of rooms	1
Length of stay	3 nights
Status	Stay Completed - Fully Paid

## Payment information

Average nightly room rate

Actual price per night may vary

Oct 24, 2023 room rate	\$557.00 USD
Taxes and fees	\$123.63 USD
Oct 25, 2023 room rate	\$557.00 USD
Taxes and fees	\$123.63 USD
Oct 26, 2023 room rate	\$557.00 USD
Taxes and fees	\$123.63 USD
Grand Total	\$2,041.89 USD

**Total Charged** **\$2,041.89 USD**

Card VISA ending in 3480

Payment status Paid in full on Oct 17, 2023

The above charges will appear on your card from RTI\*ROCKET TRAVEL Kimpton.

Resort Fee \$104.37 USD + taxes and fees  
Paid locally at resort





# You're going to Wash. D.C. (Reagan) on 10/24 (4NCBWT)!

Southwest Airlines <southwestairlines@ifly.southwest.com>

Tue 10/17/2023 2:46 PM

To:t\_karwowski@hotmail.com <t\_karwowski@hotmail.com>

Here's your itinerary & receipt. See ya soon!  
[View our mobile site](#) | [View in browser](#)



[Manage Flight](#) | [Flight Status](#) | [My Account](#)



## Hi Anthony,

We're looking forward to flying together! It can't come soon enough. Below you'll find your itinerary, important travel information, and trip receipt. See you onboard soon!

OCTOBER 24 - OCTOBER 27

# RNO DCA

Reno/Tahoe to Wash. D.C. (Reagan)

Confirmation # **4NCBWT**

Confirmation date: 10/17/2023

<b>PASSENGER</b>	<b>Anthony Karwowski</b>
RAPID REWARDS #	448773522
TICKET #	5262214722759
EST. POINTS EARNED	4,748

Rapid Rewards® points are only estimations.

## Your itinerary

**Flight 1:** Tuesday, 10/24/2023 Est. Travel Time: **8h 10m** [Wanna Get Away®](#)


<b>FLIGHT # 1910</b>	<b>DEPARTS</b>		<b>ARRIVES</b>
	<b>RNO 05:15AM</b>		<b>DEN 08:30AM</b>
	Reno/Tahoe		Denver

- Stop:  Change planes

<b>FLIGHT # 0498</b>	<b>DEPARTS</b>		<b>ARRIVES</b>
	<b>DEN 09:45AM</b>		<b>DCA 04:25PM</b>
	Denver		Wash. D.C. (Reagan)

- Stop: Omaha no plane change

**Flight 2:** Friday, 10/27/2023 Est. Travel Time: **9h 35m** Wanna Get Away®

<b>FLIGHT # 3606</b>	<b>DEPARTS</b>	<b>ARRIVES</b>
	<b>DCA 09:00AM</b> Wash. D.C. (Reagan)	 <b>LAS 12:50PM</b> Las Vegas

- Stop: Chicago (Midway) no plane change

- Stop:  Change planes

<b>FLIGHT # 1679</b>	<b>DEPARTS</b>	<b>ARRIVES</b>
	<b>LAS 02:10PM</b> Las Vegas	 <b>RNO 03:35PM</b> Reno/Tahoe

## Payment information

### Total cost

#### Air - 4NCBWT

Base Fare	\$	791.22
U.S. Transportation Tax	\$	59.34
U.S. 9/11 Security Fee	\$	11.20
U.S. Flight Segment Tax	\$	28.80
U.S. Passenger Facility Chg	\$	18.00
EarlyBird	\$	50.00
<b>Total</b>	<b>\$</b>	<b>958.56</b>

### Payment

#### Visa ending in 3480

Date: October 17, 2023

**Payment Amount: \$908.56**

#### Visa ending in 3480

Date: October 17, 2023

**Payment Amount: \$25.00**

#### Visa ending in 3480

Date: October 17, 2023

**Payment Amount: \$25.00**

**Fare rules:** If you decide to make a change to your current itinerary it may result in a fare increase.

Your ticket number: 5262214722759

## All your perks, all in one place. (Plus a few reminders.)



**Wanna Get Away® fare:** Your two bags fly free®, no change or cancel fees, and 6X Rapid Rewards® points. **NEW** – Free same-day standby (taxes and fees may apply). [Learn more.](#)



Make sure you know [when to arrive at your airport](#). Times vary by city.



If your plans change, cancel your reservation at least 10 minutes before the original scheduled departure time of your flight to receive a flight credit. If you don't cancel your reservation in time, your funds will be forfeited.

## Prepare for takeoff

Use our app to make changes to your trip, get a boarding pass, & more.



 **Earn up to 1,800 Rapid Rewards® points.**  
Plus save up to 30% off base rates with Budget®.

 **Budget®**

[Book car >](#)



**Earn up to 10,000 Rapid Rewards® points per night**

Choose a hotel in Washington D.C..

[Book hotel >](#)



**Have questions about your upcoming trip?**

Get all the answers before you leave for the airport.

[Prepare now >](#)

5262214722759: NONREF/NONTRANSFERABLE -BG WN RNO WN X/DEN WN WAS373.75WN X/LAS WN RNO417.47USD791.22END ZP RNO4.80DEN4.80OMA4.80DCA4.80MDW4.80LAS4.80 XF RNO4.5DEN4.5DCA4.5LAS4.5

HLA7P2H|HLA7P2H  
QLA7P2H|QLA7P2H

**If you do not plan to travel on your flight:** In accordance with Southwest's No-Show Policy, if you are not planning to travel on any portion of this itinerary, please cancel your reservation at least 10 minutes prior to the scheduled departure time of your flight. Any Customer who fails to cancel reservations for a Wanna Get Away® or Wanna Get Away Plus™ fare segment at least ten (10) minutes prior to the scheduled departure time and who does not board the flight will be considered a no-show, and all remaining unused Wanna Get Away or Wanna Get Away Plus funds will be forfeited. All remaining unused Business Select® or Anytime funds will be converted to a flight credit. If you no-show for your reward travel reservation, the points will be redeposited to the purchaser's Rapid Rewards® account. Any taxes and fees associated with your reward travel reservation will be held for future use in the form of a flight credit. **Starting July 1, 2023 (12:00 a.m. CT),** for Wanna Get Away® or Wanna Get Away Plus™ reward travel reservations (booked with points): If you do not cancel your reservation at least 10 minutes before the flight's original scheduled departure time, any points used for booking will be forfeited, along with any taxes and fees associated with your reward travel reservation. For Anytime or Business Select® reward travel reservations: the points used for booking will be redeposited to the purchaser's Rapid Rewards® account, and any taxes and fees associated with the reward travel reservation will be converted into a Transferable Flight Credit™ for future use.

**Prohibition on Multiple/Conflicting Reservations:** to promote seat availability for our Customers, Southwest® prohibits multiple reservations for the same Passenger departing from the same city on the same date, or any multiple reservations containing conflicting or overlapping itineraries (such as departures for the same Customer from multiple cities at the same time). Furthermore, without advance notice to the Passenger or purchaser, Southwest may cancel such reservations, or any other reservations that it believes, in its sole discretion, were made without intent to travel. With the exception of Southwest gift cards, funds from proactively canceled reservations by Southwest will be returned to the original form of payment. Reservations paid for with a Southwest gift card will have the amount applied from the gift card held as a flight credit for use by the Customer on a future Southwest Airlines® flight.

**Need help?**

**Contact us**

[Customer service](#) | [FAQs](#)

**Connect with us**



Mobile app



[Get the mobile app](#)

If you have purchased a refundable fare and choose not to travel, you must request your refund to the original payment for within 1 year of ticket issuance.

This is a post-only mailing from Southwest Airlines®. Please do not attempt to respond to this message. Your privacy is important to us. Please read our [privacy policy](#).

See [Southwest Airlines Co. Notice of Incorporation](#)

Cualquier información publicitaria, promocional o de mercadotecnia contenida en este correo electrónico sólo será efectiva y únicamente será aplicable en los Estados Unidos de América.

Southwest Airlines  
2702 Love Field Drive  
Dallas, TX 75235  
1-800-I-FLY-SWA (1-800-435-9792)

© Copyright 2023 Southwest Airlines Co. All Rights Reserved.

## Thanks for tipping, Tony

We hope you enjoyed your ride this evening.

---

<b>Total</b>	<b>\$37.17</b>
--------------	----------------

---


Trip fare	\$21.84
-----------	---------

---

<b>Subtotal</b>	<b>\$21.84</b>
Booking Fee	\$2.90
DCA Airport Surcharge	\$5.00
Tips	\$7.43

---

### Payments

 Mastercard ****3323	<b>\$29.74</b>
10/25/23 3:29 AM	
 Mastercard ****3323	<b>\$7.43</b>
10/27/23 7:07 AM	

Receipt ID # 55164956-d8f2-485d-9891-77003d553fc8



Trip ID: 55164956-d8f2-485d-9891-77003d553fc8

[Visit the trip page](#) for more information, including invoices (where available)

---

You rode with Aklilu

**Comfort** 4.27 miles | 16 min

	4:35 PM   Gates 1 - 9, Ronald Reagan Washington National Airport (DCA), Arlington, VA 22202, US
	4:51 PM   700 F St NW, Washington DC, DC 20004, US

Fare does not include fees that may be charged by your bank. Please contact your bank directly for inquiries.

## Here's your receipt for your ride, Tony

We hope you enjoyed your ride this evening.

**Total** **\$19.26**

---

Trip fare \$10.02

---

<b>Subtotal</b>	<b>\$10.02</b>
Booking Fee	\$2.90
DCA Airport Surcharge	\$5.00
DC Digital Dispatch Surcharge	\$0.25
DC Fee	\$1.09

---

### Payments

 <b>Mastercard</b> ••••3323 <span style="float: right;"><b>\$19.26</b></span>
10/27/23 6:07 PM

Receipt ID # 7a300bae-0bf4-4340-add7-0c5f59acca11

Trip ID: 7a300bae-0bf4-4340-add7-0c5f59acca11

[Visit the trip page](#) for more information, including invoices (where available)

---

You rode with Victor

**Comfort** 4.80 miles | 13 min

■ 7:12 AM | 700 F St NW, Washington DC, DC 20004, US

■ 7:25 AM | Terminal 1, Ronald Reagan Washington National Airport (DCA), Arlington, VA 22202, US

Fare does not include fees that may be charged by your bank. Please contact your bank directly for inquiries.